For Project:	5th	19th	Bridge	RD	from	PO
Project Notes:						
Location/Name:	Incoming					
Report Generated:	12/20/2020	09:29				
Speed Intervals	5 MPH					
Time Intervals	5					
Traffic Report From	12/05/2020	11:00:00	through	12/19/2020	13:59:59	
85th Percentile Speed	32.2 MPH					
85th Percentile Vehicles	13204					
Max Speed	55 MPH	on	12/07/2020	21:30:00		
Total Vehicles	15534					
AADT:	1099					

Volumes - weekly counts

	Time	5 Day	7 Day
Average Daily		1114	1050
AM Peak	11:00	110	108
PM Peak	01:00	120	123

Speed

Speed Limit:	30
85th Percentile Speed:	32.2
Average Speed:	26.72

	Monday	Tuesday	Wednesday	Thursday	Friday	Saturday	Sunday
Count over limit	548	576	444	572	518	516	392
% over limit	23.2	26.6	20.6	25.5	23.2	21.1	20.3
Avg Speeder	33.7	33.9	34.0	33.8	33.9	33.8	33.9

Day/Time Ending	85th pctl (mph)	85th pctl cnts	Total Cnts	Max Speed	Avg Speeder	% Speeders
05/12/2020 12:00:00	30.7	37	43	35	32.5	16.3%
05/12/2020 13:00:00	31.2	63	74	40	32.9	18.9%
05/12/2020 14:00:00	30.8	126	148	40	32.9	17.6%
05/12/2020 15:00:00	31.2	103	121	40	33.6	18.2%
05/12/2020 16:00:00	31.5	181	213	45	33.3	20.2%
05/12/2020 17:00:00	31.7	60	71	40	32.8	22.5%
05/12/2020 18:00:00	30.5	76	89	40	33.6	15.7%
05/12/2020 19:00:00	32.3	44	52	40	33.3	25.0%
05/12/2020 20:00:00	35.0	39	46	45	35.4	30.4%
05/12/2020 21:00:00	35.0	17	20	50	35.0	50.0%
05/12/2020 22:00:00	40.0	10	12	45	37.5	41.7%
05/12/2020 23:00:00	31.7	15	18	40	33.8	22.2%
06/12/2020 00:00:00	40.0	3	4	45	37.5	75.0%
06/12/2020 01:00:00	30.0	2	2	30	0.0	0.0%
06/12/2020 02:00:00	35.0	3	3	35	32.5	33.3%
06/12/2020 03:00:00	30.0	2	2	30	0.0	0.0%
06/12/2020 04:00:00	25.0	3	3	25	0.0	0.0%
06/12/2020 05:00:00	0.0	0	0	0	0.0	0.0%
06/12/2020 06:00:00	0.0	0	0	0	0.0	0.0%
06/12/2020 07:00:00	30.0	1	1	30	0.0	0.0%
06/12/2020 08:00:00	0.0	0	0	0	0.0	0.0%
06/12/2020 09:00:00	31.7	17	20	40	33.8	20.0%
06/12/2020 10:00:00	35.0	24	28	45	36.4	32.1%
06/12/2020 11:00:00	31.8	55	65	40	33.6	21.5%
06/12/2020 12:00:00	31.2	104	122	40	32.9	18.9%
06/12/2020 13:00:00	30.0	118	139	40	33.0	15.1%
06/12/2020 14:00:00	30.0	116	137	45	33.7	15.3%
06/12/2020 15:00:00	30.5	124	146	45	33.8	16.4%
06/12/2020 16:00:00	31.6	113	133	45	33.6	20.3%
06/12/2020 17:00:00	31.5	79	93	40	33.0	20.4%
06/12/2020 18:00:00	34.1	34	40	40	33.3	50.0%
06/12/2020 19:00:00	33.3	18	21	45	33.9	33.3%
06/12/2020 20:00:00	34.0	15	18	40	33.9	38.9%
06/12/2020 21:00:00	35.0	12	14	45	34.4	57.1%
06/12/2020 22:00:00	29.4	10	12	35	32.5	8.3%
06/12/2020 23:00:00	36.7	8	10	40	35.5	50.0%
07/12/2020 00:00:00	40.0	2	2	40	37.5	50.0%
07/12/2020 01:00:00	25.0	2	2	25	0.0	0.0%
07/12/2020 02:00:00	35.0	3	3	35	32.5	33.3%
07/12/2020 03:00:00	0.0	0	0	0	0.0	0.0%
07/12/2020 04:00:00	0.0	0	0	0	0.0	0.0%
07/12/2020 05:00:00	0.0	0	0	0	0.0	0.0%
07/12/2020 06:00:00	0.0	0	0	0	0.0	0.0%
07/12/2020 07:00:00	32.5	4	5	35	32.5	40.0%
07/12/2020 08:00:00	38.8	19	22	45	36.5	45.5%
07/12/2020 09:00:00	33.9	38	45	45	34.6	31.1%
07/12/2020 10:00:00	34.1	54	63	45	34.2	36.5%
07/12/2020 11:00:00	32.1	83	98	40	33.1	24.5%
07/12/2020 12:00:00	31.7	105	124	40	33.2	21.8%

07/12/2020 13:00:00	30.0	112	132	40	33.3	15.2%
07/12/2020 14:00:00	31.0	118	139	40	32.7	18.7%
07/12/2020 15:00:00	31.2	110	130	40	32.7	20.0%
07/12/2020 16:00:00	30.0	91	107	35	32.5	15.0%
07/12/2020 17:00:00	30.8	99	117	45	34.8	17.1%
07/12/2020 18:00:00	33.0	61	72	40	33.2	31.9%
07/12/2020 19:00:00	33.7	42	49	40	33.3	36.7%
07/12/2020 20:00:00	31.7	30	35	40	33.2	20.0%
07/12/2020 21:00:00	33.3	14	16	40	33.8	25.0%
07/12/2020 22:00:00	42.5	14	16	55	37.5	62.5%
07/12/2020 23:00:00	37.5	5	6	40	35.8	50.0%
08/12/2020 00:00:00	32.5	3	4	35	32.5	50.0%
08/12/2020 01:00:00	0.0	0	0	0	0.0	0.0%
08/12/2020 02:00:00	0.0	0	0	0	0.0	0.0%
08/12/2020 03:00:00	20.0	2	2	20	0.0	0.0%
08/12/2020 04:00:00	0.0	0	0	0	0.0	0.0%
08/12/2020 05:00:00	0.0	0	0	0	0.0	0.0%
08/12/2020 06:00:00	30.0	2	2	30	0.0	0.0%
08/12/2020 07:00:00	45.0	1	1	45	42.5	100.0%
08/12/2020 08:00:00	37.5	19	22	50	35.0	63.6%
08/12/2020 09:00:00	35.7	40	47	50	35.8	31.9%
08/12/2020 10:00:00	29.8	48	57	45	33.8	14.0%
08/12/2020 11:00:00	32.6	73	86	40	33.6	25.6%
08/12/2020 12:00:00	33.0	74	87	40	33.0	32.2%
08/12/2020 13:00:00	31.8	114	134	40	32.8	22.4%
08/12/2020 14:00:00	31.8	94	111	40	33.1	22.5%
08/12/2020 15:00:00	32.6	98	115	40	33.5	25.2%
08/12/2020 16:00:00	31.8	105	124	40	33.7	21.0%
08/12/2020 17:00:00	32.5	88	103	40	33.5	24.3%
08/12/2020 18:00:00	30.8	81	95	45	33.8	16.8%
08/12/2020 19:00:00	33.9	37	44	45	35.0	31.8%
08/12/2020 20:00:00	35.0	28	33	45	35.4	42.4%
08/12/2020 21:00:00	35.0	12	14	45	34.6	50.0%
08/12/2020 22:00:00	30.0	8	10	35	32.5	20.0%
08/12/2020 23:00:00	33.8	10	12	40	33.5	41.7%
09/12/2020 00:00:00	35.0	3	3	35	32.5	100.0%
09/12/2020 01:00:00	0.0	0	0	0	0.0	0.0%
09/12/2020 02:00:00	0.0	0	0	0	0.0	0.0%
09/12/2020 03:00:00	25.0	3	3	25	0.0	0.0%
09/12/2020 04:00:00	30.0	2	2	30	0.0	0.0%
09/12/2020 05:00:00	0.0	0	0	0	0.0	0.0%
09/12/2020 06:00:00	0.0	0	0	0	0.0	0.0%
09/12/2020 07:00:00	42.5	7	8	45	38.8	50.0%
09/12/2020 08:00:00	35.0	15	18	50	36.1	38.9%
09/12/2020 09:00:00	35.0	31	36	50	36.3	36.1%
09/12/2020 10:00:00	32.3	52	61	40	33.2	24.6%
09/12/2020 11:00:00	31.2	80	94	45	33.3	19.1%
09/12/2020 12:00:00	29.7	100	118	40	33.2	11.9%
09/12/2020 13:00:00	29.9	86	101	40	32.9	13.9%
09/12/2020 14:00:00	30.6	94	111	40	33.3	17.1%

09/12/2020 15:00:00	31.0	81	95	40	33.1	17.9%
09/12/2020 16:00:00	30.6	96	113	40	33.3	16.8%
09/12/2020 17:00:00	30.7	105	123	45	34.3	16.3%
09/12/2020 18:00:00	32.0	64	75	40	33.1	22.7%
09/12/2020 19:00:00	33.5	54	63	40	33.5	33.3%
09/12/2020 20:00:00	35.7	35	41	40	34.4	43.9%
09/12/2020 21:00:00	35.0	16	19	45	34.2	63.2%
09/12/2020 22:00:00	35.0	12	14	45	36.5	35.7%
09/12/2020 23:00:00	36.7	14	16	40	34.6	43.8%
10/12/2020 00:00:00	40.0	3	3	40	37.5	33.3%
10/12/2020 01:00:00	0.0	0	0	0	0.0	0.0%
10/12/2020 02:00:00	0.0	0	0	0	0.0	0.0%
10/12/2020 03:00:00	0.0	0	0	0	0.0	0.0%
10/12/2020 04:00:00	0.0	0	0	0	0.0	0.0%
10/12/2020 05:00:00	0.0	0	0	0	0.0	0.0%
10/12/2020 06:00:00	0.0	0	0	0	0.0	0.0%
10/12/2020 07:00:00	40.0	3	3	40	35.0	66.7%
10/12/2020 08:00:00	43.3	18	21	50	37.1	66.7%
10/12/2020 09:00:00	34.4	37	43	45	34.8	30.2%
10/12/2020 10:00:00	33.4	54	64	40	33.7	32.8%
10/12/2020 11:00:00	32.7	76	90	40	33.3	28.9%
10/12/2020 12:00:00	29.9	95	112	40	32.8	14.3%
10/12/2020 13:00:00	29.8	115	135	40	33.1	13.3%
10/12/2020 14:00:00	30.0	116	136	45	33.5	14.7%
10/12/2020 15:00:00	31.1	95	112	40	33.0	18.8%
10/12/2020 16:00:00	33.0	75	88	45	33.9	28.4%
10/12/2020 17:00:00	32.5	85	100	40	33.5	25.0%
10/12/2020 18:00:00	31.7	55	65	35	32.5	23.1%
10/12/2020 19:00:00	35.0	40	47	45	34.7	38.3%
10/12/2020 20:00:00	34.6	32	38	45	34.2	47.4%
10/12/2020 21:00:00	30.0	14	17	35	32.5	17.6%
10/12/2020 22:00:00	35.0	8	10	40	35.8	30.0%
10/12/2020 23:00:00	34.0	9	11	40	33.3	54.5%
11/12/2020 00:00:00	37.5	3	4	40	35.8	75.0%
11/12/2020 01:00:00	35.0	3	4	50	40.0	50.0%
11/12/2020 02:00:00	50.0	1	1	50	47.5	100.0%
11/12/2020 03:00:00	0.0	0	0	0	0.0	0.0%
11/12/2020 04:00:00	0.0	0	0	0	0.0	0.0%
11/12/2020 05:00:00	30.0	1	1	30	0.0	0.0%
11/12/2020 06:00:00	28.3	3	4	30	0.0	0.0%
11/12/2020 07:00:00	37.5	4	5	40	35.0	80.0%
11/12/2020 08:00:00	37.5	14	16	45	35.4	43.8%
11/12/2020 09:00:00	30.0	38	45	50	38.2	15.6%
11/12/2020 10:00:00	33.1	72	85	45	34.0	28.2%
11/12/2020 11:00:00	32.0	88	104	40	33.3	23.1%
11/12/2020 12:00:00	30.8	102	120	40	32.7	17.5%
11/12/2020 13:00:00	30.7	87	102	45	33.4	16.7%
11/12/2020 14:00:00	30.9	89	105	40	33.3	18.1%
11/12/2020 15:00:00	31.6	84	99	40	33.0	21.2%
11/12/2020 16:00:00	31.4	93	109	40	33.2	19.3%

11/12/2020 17:00:00	30.8	75	88	40	33.2	17.0%
11/12/2020 18:00:00	32.5	60	71	45	34.3	23.9%
11/12/2020 19:00:00	32.1	38	45	45	34.5	22.2%
11/12/2020 20:00:00	33.6	28	33	40	33.3	39.4%
11/12/2020 21:00:00	34.0	13	15	40	33.3	40.0%
11/12/2020 22:00:00	34.0	9	11	40	33.3	54.5%
11/12/2020 23:00:00	34.0	16	19	50	36.1	36.8%
12/12/2020 00:00:00	35.0	3	3	35	32.5	33.3%
12/12/2020 01:00:00	40.0	2	2	40	37.5	50.0%
12/12/2020 02:00:00	40.0	1	1	40	37.5	100.0%
12/12/2020 03:00:00	0.0	0	0	0	0.0	0.0%
12/12/2020 04:00:00	0.0	0	0	0	0.0	0.0%
12/12/2020 05:00:00	40.0	1	1	40	37.5	100.0%
12/12/2020 06:00:00	0.0	0	0	0	0.0	0.0%
12/12/2020 07:00:00	40.0	1	1	40	37.5	100.0%
12/12/2020 08:00:00	35.0	4	5	40	35.0	40.0%
12/12/2020 09:00:00	36.7	23	27	40	36.3	29.6%
12/12/2020 10:00:00	33.1	38	45	40	34.2	26.7%
12/12/2020 11:00:00	31.6	80	94	40	33.3	20.2%
12/12/2020 12:00:00	30.9	94	111	45	33.5	18.0%
12/12/2020 13:00:00	31.5	106	125	40	32.9	20.8%
12/12/2020 14:00:00	31.1	100	118	50	34.1	18.6%
12/12/2020 15:00:00	31.4	106	125	45	33.3	20.0%
12/12/2020 16:00:00	31.0	95	112	40	33.8	17.9%
12/12/2020 17:00:00	32.6	79	93	45	33.7	26.9%
12/12/2020 18:00:00	31.2	65	76	40	32.9	18.4%
12/12/2020 19:00:00	30.8	31	37	40	33.2	18.9%
12/12/2020 20:00:00	32.5	30	35	40	33.1	25.7%
12/12/2020 21:00:00	36.2	16	19	40	35.4	36.8%
12/12/2020 22:00:00	35.0	4	5	40	35.0	40.0%
12/12/2020 23:00:00	35.0	8	9	45	34.2	66.7%
13/12/2020 00:00:00	37.5	5	6	40	34.5	83.3%
13/12/2020 01:00:00	45.0	3	3	45	42.5	33.3%
13/12/2020 02:00:00	0.0	0	0	0	0.0	0.0%
13/12/2020 03:00:00	35.0	3	3	35	32.5	33.3%
13/12/2020 04:00:00	0.0	0	0	0	0.0	0.0%
13/12/2020 05:00:00	0.0	0	0	0	0.0	0.0%
13/12/2020 06:00:00	0.0	0	0	0	0.0	0.0%
13/12/2020 07:00:00	0.0	0	0	0	0.0	0.0%
13/12/2020 08:00:00	45.0	2	2	45	37.5	100.0%
13/12/2020 09:00:00	33.3	9	11	35	32.5	54.5%
13/12/2020 10:00:00	34.2	20	23	45	34.4	34.8%
13/12/2020 11:00:00	34.4	60	70	45	36.3	24.3%
13/12/2020 12:00:00	31.6	99	116	40	33.4	19.8%
13/12/2020 13:00:00	29.2	123	145	40	33.9	7.6%
13/12/2020 14:00:00	29.8	130	153	40	33.2	13.7%
13/12/2020 15:00:00	32.1	90	106	45	33.8	22.6%
13/12/2020 16:00:00	29.0	92	108	40	33.1	7.4%
13/12/2020 17:00:00	32.5	70	82	45	34.4	22.0%
13/12/2020 18:00:00	33.3	24	28	40	33.8	28.6%

13/12/2020 19:00:00	33.6	13	15	35	32.5	46.7%
13/12/2020 20:00:00	34.0	15	18	40	33.9	38.9%
13/12/2020 21:00:00	35.0	14	16	40	34.2	37.5%
13/12/2020 22:00:00	33.3	8	10	45	35.0	40.0%
13/12/2020 23:00:00	40.0	6	7	45	40.0	28.6%
14/12/2020 00:00:00	40.0	3	4	50	39.2	75.0%
14/12/2020 01:00:00	40.0	1	1	40	37.5	100.0%
14/12/2020 02:00:00	25.0	2	2	25	0.0	0.0%
14/12/2020 03:00:00	0.0	0	0	0	0.0	0.0%
14/12/2020 04:00:00	0.0	0	0	0	0.0	0.0%
14/12/2020 05:00:00	0.0	0	0	0	0.0	0.0%
14/12/2020 06:00:00	0.0	0	0	0	0.0	0.0%
14/12/2020 07:00:00	25.0	1	1	25	0.0	0.0%
14/12/2020 08:00:00	36.7	29	34	45	34.7	52.9%
14/12/2020 09:00:00	31.2	26	31	40	34.2	19.4%
14/12/2020 10:00:00	32.2	32	38	40	33.0	26.3%
14/12/2020 11:00:00	32.9	69	81	40	32.9	32.1%
14/12/2020 12:00:00	32.6	98	115	40	32.8	28.7%
14/12/2020 13:00:00	31.5	129	152	45	33.8	19.7%
14/12/2020 14:00:00	30.3	111	131	40	33.5	16.0%
14/12/2020 15:00:00	30.6	171	201	45	32.9	16.9%
14/12/2020 16:00:00	30.6	68	80	40	34.0	16.3%
14/12/2020 17:00:00	30.9	77	91	45	34.4	17.6%
14/12/2020 18:00:00	30.7	72	85	40	32.8	17.6%
14/12/2020 19:00:00	34.6	40	47	50	34.9	40.4%
14/12/2020 20:00:00	34.1	34	40	45	34.5	37.5%
14/12/2020 21:00:00	31.7	15	18	40	33.8	22.2%
14/12/2020 22:00:00	34.0	9	11	40	33.3	54.5%
14/12/2020 23:00:00	35.0	6	7	45	37.5	28.6%
15/12/2020 00:00:00	45.0	5	6	50	40.8	50.0%
15/12/2020 01:00:00	35.0	1	1	35	32.5	100.0%
15/12/2020 02:00:00	0.0	0	0	0	0.0	0.0%
15/12/2020 03:00:00	0.0	0	0	0	0.0	0.0%
15/12/2020 04:00:00	0.0	0	0	0	0.0	0.0%
15/12/2020 05:00:00	0.0	0	0	0	0.0	0.0%
15/12/2020 06:00:00	30.0	3	3	30	0.0	0.0%
15/12/2020 07:00:00	45.0	3	3	45	37.5	100.0%
15/12/2020 08:00:00	39.0	16	19	45	35.5	78.9%
15/12/2020 09:00:00	34.2	32	38	50	34.4	42.1%
15/12/2020 10:00:00	33.0	55	65	45	34.7	24.6%
15/12/2020 11:00:00	33.0	74	87	45	33.7	28.7%
15/12/2020 12:00:00	32.7	99	116	45	33.7	25.9%
15/12/2020 13:00:00	31.9	95	112	45	33.5	22.3%
15/12/2020 14:00:00	32.6	105	123	40	33.3	26.0%
15/12/2020 15:00:00	31.5	86	101	40	32.7	20.8%
15/12/2020 16:00:00	31.0	106	125	40	32.9	18.4%
15/12/2020 17:00:00	32.7	62	73	40	34.3	23.3%
15/12/2020 18:00:00	33.2	60	71	50	34.0	32.4%
15/12/2020 19:00:00	32.8	48	56	40	34.0	23.2%
15/12/2020 20:00:00	31.7	27	32	40	35.0	18.8%

15/12/2020 21:00:00	37.5	12	14	40	35.0	57.1%
15/12/2020 22:00:00	36.7	8	10	40	34.4	80.0%
15/12/2020 23:00:00	37.5	5	6	40	34.2	100.0%
16/12/2020 00:00:00	37.5	5	6	40	35.0	66.7%
16/12/2020 01:00:00	0.0	0	0	0	0.0	0.0%
16/12/2020 02:00:00	0.0	0	0	0	0.0	0.0%
16/12/2020 03:00:00	40.0	2	2	40	35.0	100.0%
16/12/2020 04:00:00	30.0	1	1	30	0.0	0.0%
16/12/2020 05:00:00	0.0	0	0	0	0.0	0.0%
16/12/2020 06:00:00	40.0	1	1	40	37.5	100.0%
16/12/2020 07:00:00	30.0	4	5	40	37.5	20.0%
16/12/2020 08:00:00	37.5	20	24	45	34.9	70.8%
16/12/2020 09:00:00	32.8	36	42	50	34.3	26.2%
16/12/2020 10:00:00	31.8	64	75	40	33.8	20.0%
16/12/2020 11:00:00	30.8	93	109	40	33.9	16.5%
16/12/2020 12:00:00	32.5	89	105	40	34.2	22.9%
16/12/2020 13:00:00	25.5	70	82	35	32.5	3.7%
16/12/2020 14:00:00	29.0	88	104	40	33.0	9.6%
16/12/2020 15:00:00	29.7	92	108	40	32.9	12.0%
16/12/2020 16:00:00	29.7	78	92	40	33.0	12.0%
16/12/2020 17:00:00	29.5	105	123	40	33.9	11.4%
16/12/2020 18:00:00	33.0	57	67	45	33.8	28.4%
16/12/2020 19:00:00	34.1	45	53	45	33.9	41.5%
16/12/2020 20:00:00	35.0	26	30	40	34.5	33.3%
16/12/2020 21:00:00	35.0	7	8	40	34.2	37.5%
16/12/2020 22:00:00	32.5	3	4	35	32.5	50.0%
16/12/2020 23:00:00	40.0	7	8	50	37.5	62.5%
17/12/2020 00:00:00	40.0	2	2	40	37.5	100.0%
17/12/2020 01:00:00	0.0	0	0	0	0.0	0.0%
17/12/2020 02:00:00	40.0	2	2	40	37.5	50.0%
17/12/2020 03:00:00	30.0	2	2	30	0.0	0.0%
17/12/2020 04:00:00	10.0	1	1	10	0.0	0.0%
17/12/2020 05:00:00	0.0	0	0	0	0.0	0.0%
17/12/2020 06:00:00	0.0	0	0	0	0.0	0.0%
17/12/2020 07:00:00	40.0	3	4	45	36.3	100.0%
17/12/2020 08:00:00	35.0	21	25	45	34.5	60.0%
17/12/2020 09:00:00	34.1	32	38	50	34.5	39.5%
17/12/2020 10:00:00	33.3	70	82	40	33.2	32.9%
17/12/2020 11:00:00	32.1	76	89	45	33.5	22.5%
17/12/2020 12:00:00	32.9	85	100	40	33.2	30.0%
17/12/2020 13:00:00	31.2	96	113	45	33.0	19.5%
17/12/2020 14:00:00	31.6	117	138	45	33.8	20.3%
17/12/2020 15:00:00	31.6	98	115	40	32.9	20.9%
17/12/2020 16:00:00	31.6	98	115	40	32.9	20.9%
17/12/2020 17:00:00	30.8	92	108	40	33.9	16.7%
17/12/2020 18:00:00	33.2	67	79	50	34.0	30.4%
17/12/2020 19:00:00	32.7	41	48	40	32.9	29.2%
17/12/2020 20:00:00	34.2	42	49	45	33.6	44.9%
17/12/2020 21:00:00	35.0	20	23	50	35.8	39.1%
17/12/2020 22:00:00	37.5	3	4	40	37.5	50.0%

17/12/2020 23:00:00	43.3	8	9	45	42.5	33.3%
18/12/2020 00:00:00	45.0	3	3	45	37.5	100.0%
18/12/2020 01:00:00	45.0	3	4	50	40.8	75.0%
18/12/2020 02:00:00	35.0	1	1	35	32.5	100.0%
18/12/2020 03:00:00	0.0	0	0	0	0.0	0.0%
18/12/2020 04:00:00	0.0	0	0	0	0.0	0.0%
18/12/2020 05:00:00	40.0	2	2	40	35.0	100.0%
18/12/2020 06:00:00	30.0	1	1	30	0.0	0.0%
18/12/2020 07:00:00	33.3	3	4	35	32.5	75.0%
18/12/2020 08:00:00	38.8	26	30	45	35.1	63.3%
18/12/2020 09:00:00	33.3	31	37	40	33.2	37.8%
18/12/2020 10:00:00	32.6	65	76	45	33.5	26.3%
18/12/2020 11:00:00	30.4	88	104	40	33.4	16.3%
18/12/2020 12:00:00	31.8	96	113	40	33.5	21.2%
18/12/2020 13:00:00	30.9	94	110	40	33.3	17.3%
18/12/2020 14:00:00	29.8	92	108	45	33.6	13.0%
18/12/2020 15:00:00	32.0	116	136	40	33.0	22.8%
18/12/2020 16:00:00	30.7	106	125	45	34.2	16.8%
18/12/2020 17:00:00	31.5	76	89	40	33.7	19.1%
18/12/2020 18:00:00	33.2	56	66	45	34.1	28.8%
18/12/2020 19:00:00	33.6	50	59	50	34.3	32.2%
18/12/2020 20:00:00	33.0	34	40	45	33.8	30.0%
18/12/2020 21:00:00	37.5	22	26	45	35.4	53.8%
18/12/2020 22:00:00	33.3	5	6	35	32.5	50.0%
18/12/2020 23:00:00	35.0	5	6	40	35.0	33.3%
19/12/2020 00:00:00	50.0	2	2	50	47.5	50.0%
19/12/2020 01:00:00	45.0	3	4	55	42.5	75.0%
19/12/2020 02:00:00	0.0	0	0	0	0.0	0.0%
19/12/2020 03:00:00	0.0	0	0	0	0.0	0.0%
19/12/2020 04:00:00	0.0	0	0	0	0.0	0.0%
19/12/2020 05:00:00	0.0	0	0	0	0.0	0.0%
19/12/2020 06:00:00	0.0	0	0	0	0.0	0.0%
19/12/2020 07:00:00	25.0	2	2	25	0.0	0.0%
19/12/2020 08:00:00	40.0	6	7	45	35.5	71.4%
19/12/2020 09:00:00	35.0	21	25	45	36.1	28.0%
19/12/2020 10:00:00	31.4	31	37	40	33.1	21.6%
19/12/2020 11:00:00	32.3	62	73	45	34.4	21.9%
19/12/2020 12:00:00	29.9	99	117	40	33.7	14.5%
19/12/2020 13:00:00	31.5	128	150	40	33.4	19.3%
19/12/2020 14:00:00	29.6	66	78	35	32.5	12.8%

Day/Time Ending	85th pctl (mph)	85th pctl cnts	Total Cnts	Max Speed	Avg Speeder	% Speeders
06/12/2020 00:00:00	31.7	774	911	50	33.6	21.0%
07/12/2020 00:00:00	31.7	859	1011	45	33.6	21.0%
08/12/2020 00:00:00	32.2	1007	1185	55	33.6	23.3%
09/12/2020 00:00:00	32.7	937	1102	50	33.8	25.8%
10/12/2020 00:00:00	32.0	947	1114	50	33.9	21.6%
11/12/2020 00:00:00	32.4	932	1096	50	33.8	24.4%
12/12/2020 00:00:00	32.1	922	1085	50	33.8	22.4%
13/12/2020 00:00:00	32.1	890	1047	50	33.7	22.3%
14/12/2020 00:00:00	31.5	782	920	50	34.2	19.2%
15/12/2020 00:00:00	32.2	996	1172	50	33.7	23.2%
16/12/2020 00:00:00	33.0	902	1061	50	33.9	27.5%
17/12/2020 00:00:00	31.5	888	1045	50	34.0	19.4%
18/12/2020 00:00:00	32.7	975	1147	50	33.7	26.6%
19/12/2020 00:00:00	32.4	973	1145	50	33.9	24.0%
19/12/2020 13:59:59	31.5	419	493	55	34.1	19.3%

Incoming Weekly Counts
5th 19th Bridge RD from PO from Sat-Dec-05-2020-11-00-AM to Sat-Dec-19-2020-01-59-PM

	2020-11-30	to	2020-12-06							
	Monday	Tuesday	Wednesday	Thursday	Friday	Saturday	Sunday	Week	Weekend	Week Day 85%
Hour	2020-11-30	2020-12-01	2020-12-02	2020-12-03	2020-12-04	2020-12-05	2020-12-06	Day Avg	Avg	Avg Speed
0 - 1	*	*	*	*	*	*	2	0	2	0
1 - 2	*	*	*	*	*	*	3	0	3	0
2 - 3	*	*	*	*	*	*	2	0	2	0
3 - 4	*	*	*	*	*	*	3	0	3	0
4 - 5	*	*	*	*	*	*	0	0	0	0
5 - 6	*	*	*	*	*	*	0	0	0	0
6 - 7	*	*	*	*	*	*	1	0	1	0
7 - 8	*	*	*	*	*	*	0	0	0	0
8 - 9	*	*	*	*	*	*	20	0	20	0
9 - 10	*	*	*	*	*	*	28	0	28	0
10 - 11	*	*	*	*	*	*	65	0	65	0
11 - 12	*	*	*	*	*	43	122	0	82.5	0
12 - 13	*	*	*	*	*	74	139	0	106.5	0
13 - 14	*	*	*	*	*	148	137	0	142.5	0
14 - 15	*	*	*	*	*	121	146	0	133.5	0
15 - 16	*	*	*	*	*	213	133	0	173	0
16 - 17	*	*	*	*	*	71	93	0	82	0
17 - 18	*	*	*	*	*	89	40	0	64.5	0
18 - 19	*	*	*	*	*	52	21	0	36.5	0
19 - 20	*	*	*	*	*	46	18	0	32	0
20 - 21	*	*	*	*	*	20	14	0	17	0
21 - 22	*	*	*	*	*	12	12	0	12	0
22 - 23	*	*	*	*	*	18	10	0	14	0
23 - 24	*	*	*	*	*	4	2	0	3	0
Totals	0	0	0	0	0	911	1011			
% of Total	0%	0%	0%	0%	0%	47.4%	52.6%			

Incoming Weekly Counts
5th 19th Bridge RD from PO from Sat-Dec-05-2020-11-00-AM to Sat-Dec-19-2020-01-59-PM

	2020-12-07	to	2020-12-13							
	Monday	Tuesday	Wednesday	Thursday	Friday	Saturday	Sunday	Week	Weekend	Week Day 85%
Hour	2020-12-07	2020-12-08	2020-12-09	2020-12-10	2020-12-11	2020-12-12	2020-12-13	Day Avg	Avg	Avg Speed
0 - 1	2	0	0	0	4	2	3	1.2	2.5	12
1 - 2	3	0	0	0	1	1	0	0.8	0.5	17
2 - 3	0	2	3	0	0	0	3	1	1.5	9
3 - 4	0	0	2	0	0	0	0	0.4	0	6
4 - 5	0	0	0	0	1	1	0	0.2	0.5	6
5 - 6	0	2	0	0	4	0	0	1.2	0	11.66
6 - 7	5	1	8	3	5	1	0	4.4	0.5	39.5
7 - 8	22	22	18	21	16	5	2	19.8	3.5	38.42
8 - 9	45	47	36	43	45	27	11	43.2	19	33.8
9 - 10	63	57	61	64	85	45	23	66	34	32.54
10 - 11	98	86	94	90	104	94	70	94.4	82	32.12
11 - 12	124	87	118	112	120	111	116	112.2	113.5	31.02
12 - 13	132	134	101	135	102	125	145	120.8	135	30.44
13 - 14	139	111	111	136	105	118	153	120.4	135.5	30.86
14 - 15	130	115	95	112	99	125	106	110.2	115.5	31.5
15 - 16	107	124	113	88	109	112	108	108.2	110	31.36
16 - 17	117	103	123	100	88	93	82	106.2	87.5	31.46
17 - 18	72	95	75	65	71	76	28	75.6	52	32
18 - 19	49	44	63	47	45	37	15	49.6	26	33.64
19 - 20	35	33	41	38	33	35	18	36	26.5	34.12
20 - 21	16	14	19	17	15	19	16	16.2	17.5	33.46
21 - 22	16	10	14	10	11	5	10	12.2	7.5	35.3
22 - 23	6	12	16	11	19	9	7	12.8	8	35.2
23 - 24	4	3	3	4	3	6	4	3.4	5	36
Totals	1185	1102	1114	1096	1085	1047	920			
% of Total	15.7%	14.6%	14.76%	14.52%	14.37%	13.87%	12.19%			

Incoming Weekly Counts
5th 19th Bridge RD from PO

from Sat-Dec-05-2020-11-00-AM to Sat-Dec-19-2020-01-59-PM

	2020-12-14	to	2020-12-20							
	Monday	Tuesday	Wednesday	Thursday	Friday	Saturday	Sunday	Week	Weekend	Week Day 85%
Hour	2020-12-14	2020-12-15	2020-12-16	2020-12-17	2020-12-18	2020-12-19	2020-12-20	Day Avg	Avg	Avg Speed
0 - 1	1	1	0	0	4	4	*	1.2	4	24
1 - 2	2	0	0	2	1	0	*	1	0	20
2 - 3	0	0	2	2	0	0	*	0.8	0	14
3 - 4	0	0	1	1	0	0	*	0.4	0	8
4 - 5	0	0	0	0	2	0	*	0.4	0	8
5 - 6	0	3	1	0	1	0	*	1	0	20
6 - 7	1	3	5	4	4	2	*	3.4	2	34.66
7 - 8	34	19	24	25	30	7	*	26.4	7	37.4
8 - 9	31	38	42	38	37	25	*	37.2	25	33.12
9 - 10	38	65	75	82	76	37	*	67.2	37	32.58
10 - 11	81	87	109	89	104	73	*	94	73	31.84
11 - 12	115	116	105	100	113	117	*	109.8	117	32.5
12 - 13	152	112	82	113	110	150	*	113.8	150	30.2
13 - 14	131	123	104	138	108	78	*	120.8	78	30.66
14 - 15	201	101	108	115	136	*	*	132.2	0	31.08
15 - 16	80	125	92	115	125	*	*	107.4	0	30.72
16 - 17	91	73	123	108	89	*	*	96.8	0	31.08
17 - 18	85	71	67	79	66	*	*	73.6	0	32.66
18 - 19	47	56	53	48	59	*	*	52.6	0	33.56
19 - 20	40	32	30	49	40	*	*	38.2	0	33.6
20 - 21	18	14	8	23	26	*	*	17.8	0	35.34
21 - 22	11	10	4	4	6	*	*	7	0	34.8
22 - 23	7	6	8	9	6	*	*	7.2	0	38.16
23 - 24	6	6	2	3	2	*	*	3.8	0	43.5
Totals	1172	1061	1045	1147	1145	493	0			
% of Total	19.33%	17.5%	17.24%	18.92%	18.89%	8.13%	0%			

Incoming Monthly Counts
5th 19th Bridge RD from PO from Sat-Dec-05-2020-11-00-AM to Sat-Dec-19-2020-01-59-PM

Hour	Dec 2020 Monday	Tuesday	Wednesday	Thursday	Friday	Saturday	Sunday	Week Day Avg	Weekend Avg	Week Day 85% Avg Speed
0 - 1	3	1	0	0	8	6	5	2.4	5.5	24.5
1 - 2	5	0	0	2	2	1	3	1.8	2	23
2 - 3	0	2	5	2	0	0	5	1.8	2.5	17
3 - 4	0	0	3	1	0	0	3	0.8	1.5	8
4 - 5	0	0	0	0	3	1	0	0.6	0.5	8
5 - 6	0	5	1	0	5	0	0	2.2	0	19.42
6 - 7	6	4	13	7	9	3	1	7.8	2	38.5
7 - 8	56	41	42	46	46	12	2	46.2	7	38.16
8 - 9	76	85	78	81	82	52	31	80.4	41.5	33.78
9 - 10	101	122	136	146	161	82	51	133.2	66.5	32.72
10 - 11	179	173	203	179	208	167	135	188.4	151	32.06
11 - 12	239	203	223	212	233	271	238	222	254.5	31.8
12 - 13	284	246	183	248	212	349	284	234.6	316.5	30.58
13 - 14	270	234	215	274	213	344	290	241.2	317	30.78
14 - 15	331	216	203	227	235	246	252	242.4	249	31.22
15 - 16	187	249	205	203	234	325	241	215.6	283	31.02
16 - 17	208	176	246	208	177	164	175	203	169.5	31.26
17 - 18	157	166	142	144	137	165	68	149.2	116.5	32.44
18 - 19	96	100	116	95	104	89	36	102.2	62.5	33.62
19 - 20	75	65	71	87	73	81	36	74.2	58.5	34.02
20 - 21	34	28	27	40	41	39	30	34	34.5	34.84
21 - 22	27	20	18	14	17	17	22	19.2	19.5	35.72
22 - 23	13	18	24	20	25	27	17	20	22	36.74
23 - 24	10	9	5	7	5	10	6	7.2	8	37.16
Totals	2357	2163	2159	2243	2230	2451	1931			
% of Total	15.17%	13.92%	13.9%	14.44%	14.36%	15.78%	12.43%			

Incoming Weekly Speeds
5th 19th Bridge RD from PO

from Sat-Dec-05-2020-11-00-AM to Sat-Dec-19-2020-01-59-PM

	2020-11-30	to	2020-12-06							
	Monday	Tuesday	Wednesday	Thursday	Friday	Saturday	Sunday	Week	Weekend	Week Day 85%
Hour	2020-11-30	2020-12-01	2020-12-02	2020-12-03	2020-12-04	2020-12-05	2020-12-06	Day Avg	Avg	Avg Speed
0 - 1	*	*	*	*	*	*	27	0	27	0
1 - 2	*	*	*	*	*	*	20.33	0	20.33	0
2 - 3	*	*	*	*	*	*	22	0	22	0
3 - 4	*	*	*	*	*	*	17	0	17	0
4 - 5	*	*	*	*	*	*	0	0	0	0
5 - 6	*	*	*	*	*	*	0	0	0	0
6 - 7	*	*	*	*	*	*	27	0	27	0
7 - 8	*	*	*	*	*	*	0	0	0	0
8 - 9	*	*	*	*	*	*	25.5	0	25.5	0
9 - 10	*	*	*	*	*	*	28.07	0	28.07	0
10 - 11	*	*	*	*	*	*	26.62	0	26.62	0
11 - 12	*	*	*	*	*	25.21	26.07	0	25.64	0
12 - 13	*	*	*	*	*	24.15	25.6	0	24.88	0
13 - 14	*	*	*	*	*	25.7	25.73	0	25.72	0
14 - 15	*	*	*	*	*	25.17	25.2	0	25.18	0
15 - 16	*	*	*	*	*	26.53	26.47	0	26.5	0
16 - 17	*	*	*	*	*	26.49	26.22	0	26.35	0
17 - 18	*	*	*	*	*	25.47	29.5	0	27.49	0
18 - 19	*	*	*	*	*	27.62	27.38	0	27.5	0
19 - 20	*	*	*	*	*	28.11	28.17	0	28.14	0
20 - 21	*	*	*	*	*	29.95	30.86	0	30.4	0
21 - 22	*	*	*	*	*	30.08	26.33	0	28.21	0
22 - 23	*	*	*	*	*	26.94	30	0	28.47	0
23 - 24	*	*	*	*	*	34.5	32	0	33.25	0

Incoming Weekly Speeds
5th 19th Bridge RD from PO

from Sat-Dec-05-2020-11-00-AM to Sat-Dec-19-2020-01-59-PM

	2020-12-07	to	2020-12-13							
	Monday	Tuesday	Wednesday	Thursday	Friday	Saturday	Sunday	Week	Weekend	Week Day 85%
Hour	2020-12-07	2020-12-08	2020-12-09	2020-12-10	2020-12-11	2020-12-12	2020-12-13	Day Avg	Avg	Avg Speed
0 - 1	19.5	0	0	0	32	32	29	10.3	30.5	12
1 - 2	25.67	0	0	0	47	37	0	14.53	18.5	17
2 - 3	0	17.5	22.33	0	0	0	25.67	7.97	12.83	9
3 - 4	0	0	24.5	0	0	0	0	4.9	0	6
4 - 5	0	0	0	0	27	37	0	5.4	18.5	6
5 - 6	0	22	0	0	26	0	0	9.6	0	11.66
6 - 7	26.2	42	30.25	30.33	33	37	0	32.36	18.5	39.5
7 - 8	31.05	31.73	30.22	32.81	30.25	28	37	31.21	32.5	38.42
8 - 9	28.4	28.81	29.56	28.44	27.78	27.41	28.91	28.6	28.16	33.8
9 - 10	27.94	26.56	27.18	27.41	27.84	27.42	27.26	27.38	27.34	32.54
10 - 11	26.86	26.5	26.94	27.21	26.23	26.04	27.51	26.75	26.78	32.12
11 - 12	26.65	27.49	25.81	24.97	25.72	25.95	26.39	26.13	26.17	31.02
12 - 13	25.12	26.77	25.38	24.64	26.76	25.94	25.08	25.74	25.51	30.44
13 - 14	26.23	26.2	25.71	25.22	26.81	25.77	25.25	26.03	25.51	30.86
14 - 15	26.34	27.21	26.27	25.91	26.78	26.04	26.58	26.5	26.31	31.5
15 - 16	24.84	26.23	26.33	27.68	26.04	26.52	24.16	26.22	25.34	31.36
16 - 17	25.94	26.76	25.67	26.72	24.78	27.02	27.17	25.97	27.1	31.46
17 - 18	27.65	25.64	26.61	26.66	26.63	26.53	28.18	26.64	27.35	32
18 - 19	27.41	28.64	26.79	28.55	27.16	25.73	28.13	27.71	26.93	33.64
19 - 20	27.14	29.33	28.8	29.37	27.97	27.54	27.67	28.52	27.6	34.12
20 - 21	28.25	30.79	30.63	25.71	27.53	29.37	28.12	28.58	28.75	33.46
21 - 22	32.44	27.7	29.43	27.7	29.82	30.2	28.1	29.42	29.15	35.3
22 - 23	31.17	28.83	28.69	29.45	29.42	31	30.71	29.51	30.86	35.2
23 - 24	28.25	32	28.67	33.25	27	32.17	35.75	29.83	33.96	36

Incoming Weekly Speeds
5th 19th Bridge RD from PO from Sat-Dec-05-2020-11-00-AM to Sat-Dec-19-2020-01-59-PM

	2020-12-14	to	2020-12-20							
	Monday	Tuesday	Wednesday	Thursday	Friday	Saturday	Sunday	Week	Weekend	Week Day 85%
Hour	2020-12-14	2020-12-15	2020-12-16	2020-12-17	2020-12-18	2020-12-19	2020-12-20	Day Avg	Avg	Avg Speed
0 - 1	37	32	0	0	37	38.25	*	21.2	38.25	24
1 - 2	22.5	0	0	32	32	0	*	17.3	0	20
2 - 3	0	0	34.5	24.5	0	0	*	11.8	0	14
3 - 4	0	0	27	7	0	0	*	6.8	0	8
4 - 5	0	0	0	0	34.5	0	*	6.9	0	8
5 - 6	0	22.33	37	0	27	0	*	17.27	0	20
6 - 7	22	37	28	35.75	30.75	22.5	*	30.7	22.5	34.66
7 - 8	30.26	33.53	30.79	31.24	31.63	32.71	*	31.49	32.71	37.4
8 - 9	27	28.58	26	28.58	28.08	27	*	27.65	27	33.12
9 - 10	27.37	27.65	26.2	27.29	26.87	26.86	*	27.08	26.86	32.58
10 - 11	27.86	27.89	26.12	27.2	25.88	27.66	*	26.99	27.66	31.84
11 - 12	26.83	27.06	26.71	27.35	26.44	26.04	*	26.88	26.04	32.5
12 - 13	26.43	26.93	20.67	26.46	26.05	25.67	*	25.31	25.67	30.2
13 - 14	25.62	27.15	23.19	26.01	24.98	24.32	*	25.39	24.32	30.66
14 - 15	25.99	25.65	24.92	26.38	26.12	*	*	25.81	*	31.08
15 - 16	26.59	25.81	25.35	25.23	26.15	*	*	25.82	*	30.72
16 - 17	26.05	26.85	23.93	25.96	26.62	*	*	25.88	*	31.08
17 - 18	26.78	26.94	26.93	27.37	27.3	*	*	27.06	*	32.66
18 - 19	29.43	26.59	29.06	27.85	28.36	*	*	28.26	*	33.56
19 - 20	28.98	27.41	28.63	28.88	27.92	*	*	28.36	*	33.6
20 - 21	28.11	30.29	29.62	30	31.15	*	*	29.84	*	35.34
21 - 22	29	31.1	29.5	32.25	27.83	*	*	29.94	*	34.8
22 - 23	26.43	33.83	32.75	29.89	28.67	*	*	30.31	*	38.16
23 - 24	32	31.17	37	37	37	*	*	34.83	*	43.5

Incoming Monthly Speeds
5th 19th Bridge RD from PO

from Sat-Dec-05-2020-11-00-AM to Sat-Dec-19-2020-01-59-PM

	Dec 2020									
	Monday	Tuesday	Wednesday	Thursday	Friday	Saturday	Sunday	Week	Weekend	Week Day 85%
Hour								Day Avg	Avg	Avg Speed
0 - 1	25.33	32	0	0	34.5	36.17	28.2	18.37	32.18	24.5
1 - 2	24.4	0	0	32	39.5	37	20.33	19.18	28.67	23
2 - 3	0	17.5	27.2	24.5	0	0	24.2	13.84	12.1	17
3 - 4	0	0	25.33	7	0	0	17	6.47	8.5	8
4 - 5	0	0	0	0	32	37	0	6.4	18.5	8
5 - 6	0	22.2	37	0	26.2	0	0	17.08	0	19.42
6 - 7	25.5	38.25	29.38	33.43	32	27.33	27	31.71	27.17	38.5
7 - 8	30.57	32.56	30.55	31.96	31.15	30.75	37	31.36	33.88	38.16
8 - 9	27.83	28.71	27.64	28.51	27.91	27.21	26.71	28.12	26.96	33.78
9 - 10	27.72	27.14	26.64	27.34	27.38	27.17	27.71	27.24	27.44	32.72
10 - 11	27.31	27.2	26.5	27.21	26.05	26.75	27.08	26.85	26.91	32.06
11 - 12	26.74	27.25	26.24	26.09	26.07	25.87	26.23	26.48	26.05	31.8
12 - 13	25.82	26.84	23.27	25.47	26.4	25.44	25.33	25.56	25.39	30.58
13 - 14	25.93	26.7	24.49	25.62	25.88	25.41	25.48	25.73	25.44	30.78
14 - 15	26.13	26.48	25.55	26.15	26.4	25.61	25.78	26.14	25.7	31.22
15 - 16	25.59	26.02	25.89	26.29	26.1	26.53	25.43	25.98	25.98	31.02
16 - 17	25.99	26.8	24.8	26.33	25.71	26.79	26.66	25.92	26.73	31.26
17 - 18	27.18	26.2	26.76	27.05	26.96	25.96	28.96	26.83	27.46	32.44
18 - 19	28.4	27.49	27.83	28.2	27.84	26.83	27.69	27.95	27.26	33.62
19 - 20	28.12	28.38	28.73	29.09	27.95	27.86	27.92	28.45	27.89	34.02
20 - 21	28.18	30.54	30.33	28.17	29.83	29.67	29.4	29.41	29.53	34.84
21 - 22	31.04	29.4	29.44	29	29.12	30.12	27.14	29.6	28.63	35.72
22 - 23	28.62	30.5	30.04	29.65	29.24	28.3	30.29	29.61	29.3	36.74
23 - 24	30.5	31.44	32	34.86	31	33.1	34.5	31.96	33.8	37.16

Incoming Weekly EightyFifthSpeeds
5th 19th Bridge RD from PO from Sat-Dec-05-2020-11-00-AM to Sat-Dec-19-2020-01-59-PM

	2020-11-30	to	2020-12-06							
	Monday	Tuesday	Wednesday	Thursday	Friday	Saturday	Sunday	Week	Weekend	Week Day 85%
Hour	2020-11-30	2020-12-01	2020-12-02	2020-12-03	2020-12-04	2020-12-05	2020-12-06	Day Avg	Avg	Avg Speed
0 - 1	*	*	*	*	*	*	30	0	30	0
1 - 2	*	*	*	*	*	*	35	0	35	0
2 - 3	*	*	*	*	*	*	30	0	30	0
3 - 4	*	*	*	*	*	*	25	0	25	0
4 - 5	*	*	*	*	*	*	0	0	0	0
5 - 6	*	*	*	*	*	*	0	0	0	0
6 - 7	*	*	*	*	*	*	30	0	30	0
7 - 8	*	*	*	*	*	*	0	0	0	0
8 - 9	*	*	*	*	*	*	31.7	0	31.7	0
9 - 10	*	*	*	*	*	*	35	0	35	0
10 - 11	*	*	*	*	*	*	31.8	0	31.8	0
11 - 12	*	*	*	*	*	30.7	31.2	0	30.95	0
12 - 13	*	*	*	*	*	31.2	30	0	30.6	0
13 - 14	*	*	*	*	*	30.8	30	0	30.4	0
14 - 15	*	*	*	*	*	31.2	30.5	0	30.85	0
15 - 16	*	*	*	*	*	31.5	31.6	0	31.55	0
16 - 17	*	*	*	*	*	31.7	31.5	0	31.6	0
17 - 18	*	*	*	*	*	30.5	34.1	0	32.3	0
18 - 19	*	*	*	*	*	32.3	33.3	0	32.8	0
19 - 20	*	*	*	*	*	35	34	0	34.5	0
20 - 21	*	*	*	*	*	35	35	0	35	0
21 - 22	*	*	*	*	*	40	29.4	0	34.7	0
22 - 23	*	*	*	*	*	31.7	36.7	0	34.2	0
23 - 24	*	*	*	*	*	40	40	0	40	0

Incoming Weekly EightyFifthSpeeds
5th 19th Bridge RD from PO from Sat-Dec-05-2020-11-00-AM to Sat-Dec-19-2020-01-59-PM

	2020-12-07	to	2020-12-13							
	Monday	Tuesday	Wednesday	Thursday	Friday	Saturday	Sunday	Week	Weekend	Week Day 85%
Hour	2020-12-07	2020-12-08	2020-12-09	2020-12-10	2020-12-11	2020-12-12	2020-12-13	Day Avg	Avg	Avg Speed
0 - 1	25	0	0	0	35	40	45	12	42.5	12
1 - 2	35	0	0	0	50	40	0	17	20	17
2 - 3	0	20	25	0	0	0	35	9	17.5	9
3 - 4	0	0	30	0	0	0	0	6	0	6
4 - 5	0	0	0	0	30	40	0	6	20	6
5 - 6	0	30	0	0	28.3	0	0	11.66	0	11.66
6 - 7	32.5	45	42.5	40	37.5	40	0	39.5	20	39.5
7 - 8	38.8	37.5	35	43.3	37.5	35	45	38.42	40	38.42
8 - 9	33.9	35.7	35	34.4	30	36.7	33.3	33.8	35	33.8
9 - 10	34.1	29.8	32.3	33.4	33.1	33.1	34.2	32.54	33.65	32.54
10 - 11	32.1	32.6	31.2	32.7	32	31.6	34.4	32.12	33	32.12
11 - 12	31.7	33	29.7	29.9	30.8	30.9	31.6	31.02	31.25	31.02
12 - 13	30	31.8	29.9	29.8	30.7	31.5	29.2	30.44	30.35	30.44
13 - 14	31	31.8	30.6	30	30.9	31.1	29.8	30.86	30.45	30.86
14 - 15	31.2	32.6	31	31.1	31.6	31.4	32.1	31.5	31.75	31.5
15 - 16	30	31.8	30.6	33	31.4	31	29	31.36	30	31.36
16 - 17	30.8	32.5	30.7	32.5	30.8	32.6	32.5	31.46	32.55	31.46
17 - 18	33	30.8	32	31.7	32.5	31.2	33.3	32	32.25	32
18 - 19	33.7	33.9	33.5	35	32.1	30.8	33.6	33.64	32.2	33.64
19 - 20	31.7	35	35.7	34.6	33.6	32.5	34	34.12	33.25	34.12
20 - 21	33.3	35	35	30	34	36.2	35	33.46	35.6	33.46
21 - 22	42.5	30	35	35	34	35	33.3	35.3	34.15	35.3
22 - 23	37.5	33.8	36.7	34	34	35	40	35.2	37.5	35.2
23 - 24	32.5	35	40	37.5	35	37.5	40	36	38.75	36

Incoming Weekly EightyFifthSpeeds
5th 19th Bridge RD from PO from Sat-Dec-05-2020-11-00-AM to Sat-Dec-19-2020-01-59-PM

	2020-12-14	to	2020-12-20							
	Monday	Tuesday	Wednesday	Thursday	Friday	Saturday	Sunday	Week	Weekend	Week Day 85%
Hour	2020-12-14	2020-12-15	2020-12-16	2020-12-17	2020-12-18	2020-12-19	2020-12-20	Day Avg	Avg	Avg Speed
0 - 1	40	35	0	0	45	45	*	24	45	24
1 - 2	25	0	0	40	35	0	*	20	0	20
2 - 3	0	0	40	30	0	0	*	14	0	14
3 - 4	0	0	30	10	0	0	*	8	0	8
4 - 5	0	0	0	0	40	0	*	8	0	8
5 - 6	0	30	40	0	30	0	*	20	0	20
6 - 7	25	45	30	40	33.3	25	*	34.66	25	34.66
7 - 8	36.7	39	37.5	35	38.8	40	*	37.4	40	37.4
8 - 9	31.2	34.2	32.8	34.1	33.3	35	*	33.12	35	33.12
9 - 10	32.2	33	31.8	33.3	32.6	31.4	*	32.58	31.4	32.58
10 - 11	32.9	33	30.8	32.1	30.4	32.3	*	31.84	32.3	31.84
11 - 12	32.6	32.7	32.5	32.9	31.8	29.9	*	32.5	29.9	32.5
12 - 13	31.5	31.9	25.5	31.2	30.9	31.5	*	30.2	31.5	30.2
13 - 14	30.3	32.6	29	31.6	29.8	29.6	*	30.66	29.6	30.66
14 - 15	30.6	31.5	29.7	31.6	32	*	*	31.08	0	31.08
15 - 16	30.6	31	29.7	31.6	30.7	*	*	30.72	0	30.72
16 - 17	30.9	32.7	29.5	30.8	31.5	*	*	31.08	0	31.08
17 - 18	30.7	33.2	33	33.2	33.2	*	*	32.66	0	32.66
18 - 19	34.6	32.8	34.1	32.7	33.6	*	*	33.56	0	33.56
19 - 20	34.1	31.7	35	34.2	33	*	*	33.6	0	33.6
20 - 21	31.7	37.5	35	35	37.5	*	*	35.34	0	35.34
21 - 22	34	36.7	32.5	37.5	33.3	*	*	34.8	0	34.8
22 - 23	35	37.5	40	43.3	35	*	*	38.16	0	38.16
23 - 24	45	37.5	40	45	50	*	*	43.5	0	43.5

Incoming Monthly EightyFifthSpeeds
5th 19th Bridge RD from PO from Sat-Dec-05-2020-11-00-AM to Sat-Dec-19-2020-01-59-PM

	Dec 2020									
	Monday	Tuesday	Wednesday	Thursday	Friday	Saturday	Sunday	Week	Weekend	Week Day 85%
Hour								Day Avg	Avg	Avg Speed
0 - 1	40	35	0	0	47.5	45	30	24.5	37.5	24.5
1 - 2	25	0	0	40	50	40	35	23	37.5	23
2 - 3	0	20	35	30	0	0	30	17	15	17
3 - 4	0	0	30	10	0	0	25	8	12.5	8
4 - 5	0	0	0	0	40	40	0	8	20	8
5 - 6	0	28.3	40	0	28.8	0	0	19.42	0	19.42
6 - 7	32.5	42.5	40	40	37.5	40	30	38.5	35	38.5
7 - 8	37.5	38.3	37.5	40	37.5	37.5	45	38.16	41.25	38.16
8 - 9	33.5	34.7	33.5	34.2	33	36.1	32.8	33.78	34.45	33.78
9 - 10	33.5	31.8	32.1	33.3	32.9	32.7	34.1	32.72	33.4	32.72
10 - 11	32.6	32.8	31	32.4	31.5	31.9	32.9	32.06	32.4	32.06
11 - 12	32.2	32.9	30.9	31.7	31.3	30.4	31.2	31.8	30.8	31.8
12 - 13	30.9	31.8	29.2	30.4	30.6	31.4	29.6	30.58	30.5	30.58
13 - 14	30.8	32.2	29.8	30.9	30.2	30.6	29.9	30.78	30.25	30.78
14 - 15	30.9	32.1	30	31.3	31.8	31.3	31.3	31.22	31.3	31.22
15 - 16	30.2	31.5	30	32.3	31.1	31.3	29.9	31.02	30.6	31.02
16 - 17	31.1	32.6	29.8	31.8	31	32.2	31.9	31.26	32.05	31.26
17 - 18	32.1	32.2	32.5	32.5	32.9	30.6	33.9	32.44	32.25	32.44
18 - 19	34.1	33.3	33.8	33.8	33.1	32.1	33.5	33.62	32.8	33.62
19 - 20	33.2	34.2	35	34.4	33.3	33.7	34.5	34.02	34.1	34.02
20 - 21	32.5	37	35	33.3	36.4	35.8	35	34.84	35.4	34.84
21 - 22	38.3	35	34	37.5	33.8	37.5	32.5	35.72	35	35.72
22 - 23	37.5	35	37	40	34.2	33.8	37.5	36.74	35.65	36.74
23 - 24	35	37.5	38.3	40	35	38.3	40	37.16	39.15	37.16

Starting Hour	Count	Average Speed of all Traffic	Violator Counts	Average Speed of Violators
00:00:00	0	N/A	N/A	N/A
01:00:00	0	N/A	N/A	N/A
02:00:00	0	N/A	N/A	N/A
03:00:00	0	N/A	N/A	N/A
04:00:00	0	N/A	N/A	N/A
05:00:00	0	N/A	N/A	N/A
06:00:00	0	N/A	N/A	N/A
07:00:00	0	N/A	N/A	N/A
08:00:00	0	N/A	N/A	N/A
09:00:00	0	N/A	N/A	N/A
10:00:00	0	N/A	N/A	N/A
11:00:00	35	8.0	5	32.5
12:00:00	82	9.0	16	32.8
13:00:00	148	1.0	26	32.9
14:00:00	121	1.3	22	33.6
15:00:00	203	2.8	40	33.4
16:00:00	77	9.5	18	32.8
17:00:00	91	10.2	15	33.5
18:00:00	49	16.7	13	33.3
19:00:00	46	18.1	12	35.0
20:00:00	25	22.4	12	35.4
21:00:00	12	25.8	5	37.5
22:00:00	16	20.6	3	34.2
23:00:00	5	32.5	3	35.8
00:00:00	3	30.8	1	37.5
01:00:00	3	20.8	1	32.5
02:00:00	2	22.5	0	NaN
03:00:00	3	17.5	0	NaN
04:00:00	0	N/A	N/A	N/A
05:00:00	0	N/A	N/A	N/A
06:00:00	1	27.5	0	NaN
07:00:00	0	N/A	N/A	N/A
08:00:00	14	19.3	3	34.2
09:00:00	33	19.5	10	36.0
10:00:00	55	14.6	13	33.3
11:00:00	120	9.3	23	33.2
12:00:00	133	8.1	19	33.0
13:00:00	144	8.2	24	33.5
14:00:00	149	8.7	22	33.9
15:00:00	133	8.6	26	33.5
16:00:00	92	11.5	19	33.0
17:00:00	49	17.5	22	33.4
18:00:00	19	23.6	5	32.5
19:00:00	18	20.3	10	34.5
20:00:00	16	19.1	8	34.4
21:00:00	12	22.1	1	32.5
22:00:00	11	30.2	5	35.5
23:00:00	2	32.5	1	37.5
00:00:00	2	20.0	0	NaN
01:00:00	3	18.3	1	32.5
02:00:00	0	N/A	N/A	N/A

Starting Hour	Count	Average Speed of all Traffic	Violator Counts	Average Speed of Violators
03:00:00	0	N/A	N/A	N/A
04:00:00	0	N/A	N/A	N/A
05:00:00	0	N/A	N/A	N/A
06:00:00	5	20.0	2	32.5
07:00:00	21	23.0	10	36.5
08:00:00	40	18.8	14	34.6
09:00:00	63	16.4	23	34.2
10:00:00	90	11.9	23	33.2
11:00:00	127	9.1	27	33.2
12:00:00	134	8.6	20	33.3
13:00:00	133	7.9	23	32.7
14:00:00	131	8.1	27	32.7
15:00:00	114	8.7	19	32.5
16:00:00	116	10.7	20	34.8
17:00:00	74	11.5	22	33.2
18:00:00	53	14.7	18	33.3
19:00:00	36	17.6	8	33.1
20:00:00	16	17.8	4	33.8
21:00:00	14	30.5	8	38.8
22:00:00	8	27.8	5	34.5
23:00:00	5	28.5	2	32.5
00:00:00	0	N/A	N/A	N/A
01:00:00	0	N/A	N/A	N/A
02:00:00	2	8.8	0	NaN
03:00:00	0	N/A	N/A	N/A
04:00:00	0	N/A	N/A	N/A
05:00:00	2	22.5	0	NaN
06:00:00	1	42.5	1	42.5
07:00:00	17	29.9	14	35.0
08:00:00	42	16.3	12	36.3
09:00:00	64	12.0	10	34.0
10:00:00	80	12.9	23	33.6
11:00:00	90	11.5	26	33.1
12:00:00	130	7.8	29	32.8
13:00:00	113	9.5	26	32.9
14:00:00	109	9.6	29	33.5
15:00:00	126	10.0	27	33.8
16:00:00	111	10.2	24	33.5
17:00:00	89	11.2	14	33.9
18:00:00	53	15.5	18	34.4
19:00:00	33	21.4	13	35.6
20:00:00	12	27.1	7	34.6
21:00:00	13	21.9	3	32.5
22:00:00	12	25.0	5	33.5
23:00:00	3	32.5	3	32.5
00:00:00	0	N/A	N/A	N/A
01:00:00	0	N/A	N/A	N/A
02:00:00	3	7.5	0	NaN
03:00:00	2	25.0	0	NaN
04:00:00	0	N/A	N/A	N/A
05:00:00	0	N/A	N/A	N/A

Starting Hour	Count	Average Speed of all Traffic	Violator Counts	Average Speed of Violators
06:00:00	7	25.0	3	37.5
07:00:00	18	22.9	7	36.8
08:00:00	33	21.3	12	36.3
09:00:00	63	14.1	17	33.7
10:00:00	83	9.5	18	33.3
11:00:00	117	8.2	10	33.5
12:00:00	102	9.0	13	32.5
13:00:00	113	10.4	23	33.4
14:00:00	100	11.2	17	33.1
15:00:00	112	9.8	20	33.3
16:00:00	125	8.6	18	34.2
17:00:00	76	13.8	19	33.3
18:00:00	60	14.3	21	33.5
19:00:00	47	18.6	17	34.3
20:00:00	18	23.9	11	34.8
21:00:00	12	21.7	7	35.4
22:00:00	20	23.0	7	34.6
23:00:00	3	29.2	1	37.5
00:00:00	0	N/A	N/A	N/A
01:00:00	0	N/A	N/A	N/A
02:00:00	0	N/A	N/A	N/A
03:00:00	0	N/A	N/A	N/A
04:00:00	0	N/A	N/A	N/A
05:00:00	0	N/A	N/A	N/A
06:00:00	3	30.8	2	35.0
07:00:00	20	26.8	13	37.5
08:00:00	38	19.1	12	35.0
09:00:00	65	14.8	21	33.7
10:00:00	80	12.2	26	33.1
11:00:00	115	9.0	17	32.8
12:00:00	140	8.0	17	33.1
13:00:00	137	9.8	21	33.7
14:00:00	110	9.8	21	33.0
15:00:00	89	12.9	25	33.9
16:00:00	104	11.2	26	33.5
17:00:00	61	12.7	13	32.5
18:00:00	50	17.2	20	34.5
19:00:00	42	19.8	18	34.2
20:00:00	16	21.1	3	32.5
21:00:00	11	23.0	3	35.8
22:00:00	10	24.5	6	33.3
23:00:00	5	32.5	3	35.8
00:00:00	4	32.5	2	40.0
01:00:00	1	47.5	1	47.5
02:00:00	0	N/A	N/A	N/A
03:00:00	0	N/A	N/A	N/A
04:00:00	1	27.5	0	NaN
05:00:00	4	19.4	0	NaN
06:00:00	5	33.5	4	35.0
07:00:00	15	26.8	7	35.4
08:00:00	38	16.7	6	36.7

Starting Hour	Count	Average Speed of all Traffic	Violator Counts	Average Speed of Violators
09:00:00	86	12.0	24	34.6
10:00:00	105	9.6	23	33.2
11:00:00	117	9.5	20	32.8
12:00:00	105	9.2	19	33.6
13:00:00	102	10.3	17	33.1
14:00:00	98	9.9	22	33.2
15:00:00	115	9.8	22	33.2
16:00:00	84	12.0	14	32.9
17:00:00	77	13.5	19	34.3
18:00:00	46	16.3	9	34.7
19:00:00	32	20.5	14	33.2
20:00:00	17	21.3	6	33.3
21:00:00	10	27.3	5	33.5
22:00:00	18	20.3	6	36.7
23:00:00	5	23.0	3	32.5
00:00:00	2	32.5	1	37.5
01:00:00	1	37.5	1	37.5
02:00:00	0	N/A	N/A	N/A
03:00:00	0	N/A	N/A	N/A
04:00:00	1	37.5	1	37.5
05:00:00	0	N/A	N/A	N/A
06:00:00	1	37.5	1	37.5
07:00:00	5	28.5	2	35.0
08:00:00	21	21.4	6	36.7
09:00:00	43	15.5	9	34.2
10:00:00	91	12.3	21	33.7
11:00:00	109	10.2	22	33.4
12:00:00	131	8.7	24	32.7
13:00:00	115	11.3	24	34.2
14:00:00	124	8.9	23	33.4
15:00:00	117	9.6	22	33.4
16:00:00	89	12.2	22	34.1
17:00:00	79	10.3	15	32.5
18:00:00	42	15.6	10	33.5
19:00:00	35	17.3	8	33.1
20:00:00	20	20.3	7	34.6
21:00:00	6	27.1	3	35.8
22:00:00	9	27.8	6	34.2
23:00:00	4	32.5	3	35.8
00:00:00	5	19.5	3	35.8
01:00:00	0	N/A	N/A	N/A
02:00:00	3	18.3	1	32.5
03:00:00	0	N/A	N/A	N/A
04:00:00	0	N/A	N/A	N/A
05:00:00	0	N/A	N/A	N/A
06:00:00	0	N/A	N/A	N/A
07:00:00	2	37.5	2	37.5
08:00:00	10	25.8	5	32.5
09:00:00	22	27.4	9	34.2
10:00:00	57	17.9	17	36.3
11:00:00	123	9.3	19	33.0

Starting Hour	Count	Average Speed of all Traffic	Violator Counts	Average Speed of Violators
12:00:00	139	7.2	14	34.3
13:00:00	153	7.5	19	33.3
14:00:00	112	9.9	25	33.7
15:00:00	112	8.8	10	33.0
16:00:00	82	11.6	16	33.8
17:00:00	29	21.5	9	35.3
18:00:00	18	21.7	8	32.5
19:00:00	17	24.6	6	34.2
20:00:00	17	21.6	7	33.9
21:00:00	9	25.0	3	35.8
22:00:00	7	21.8	2	35.0
23:00:00	5	37.5	4	40.0
00:00:00	1	37.5	1	37.5
01:00:00	2	11.3	0	NaN
02:00:00	0	N/A	N/A	N/A
03:00:00	0	N/A	N/A	N/A
04:00:00	0	N/A	N/A	N/A
05:00:00	0	N/A	N/A	N/A
06:00:00	1	22.5	0	NaN
07:00:00	33	13.7	18	34.7
08:00:00	20	21.6	6	34.2
09:00:00	50	10.1	10	33.0
10:00:00	81	1.7	26	32.9
11:00:00	115	1.3	33	32.8
12:00:00	152	1.3	30	33.8
13:00:00	131	1.1	21	33.5
14:00:00	192	3.1	32	33.0
15:00:00	77	9.9	13	33.3
16:00:00	94	10.7	17	34.3
17:00:00	92	10.3	15	33.5
18:00:00	43	19.9	19	34.9
19:00:00	43	20.5	15	34.5
20:00:00	20	19.1	5	33.5
21:00:00	12	24.2	6	33.3
22:00:00	7	20.4	2	37.5
23:00:00	6	32.5	3	40.8
00:00:00	1	32.5	1	32.5
01:00:00	0	N/A	N/A	N/A
02:00:00	0	N/A	N/A	N/A
03:00:00	0	N/A	N/A	N/A
04:00:00	0	N/A	N/A	N/A
05:00:00	3	13.3	0	NaN
06:00:00	3	37.5	3	37.5
07:00:00	18	26.4	14	35.4
08:00:00	37	20.3	16	34.7
09:00:00	65	14.1	17	34.6
10:00:00	85	12.3	24	33.8
11:00:00	109	10.4	27	33.4
12:00:00	116	10.1	29	33.7
13:00:00	124	9.5	28	33.0
14:00:00	97	10.4	22	33.0

Starting Hour	Count	Average Speed of all Traffic	Violator Counts	Average Speed of Violators
15:00:00	129	9.0	23	33.2
16:00:00	71	12.9	18	33.9
17:00:00	70	15.8	24	34.2
18:00:00	61	15.2	13	34.0
19:00:00	33	18.0	7	34.6
20:00:00	14	25.7	7	34.6
21:00:00	11	27.3	7	34.6
22:00:00	6	28.8	6	34.2
23:00:00	8	32.5	6	35.0
00:00:00	0	N/A	N/A	N/A
01:00:00	0	N/A	N/A	N/A
02:00:00	2	35.0	2	35.0
03:00:00	1	27.5	0	NaN
04:00:00	0	N/A	N/A	N/A
05:00:00	1	37.5	1	37.5
06:00:00	5	28.5	1	37.5
07:00:00	24	23.3	17	34.9
08:00:00	35	15.6	11	34.3
09:00:00	78	13.0	15	33.8
10:00:00	99	10.0	17	34.0
11:00:00	108	10.4	25	34.1
12:00:00	83	8.4	3	32.5
13:00:00	109	9.4	9	33.1
14:00:00	98	10.0	13	32.9
15:00:00	102	9.7	11	33.0
16:00:00	116	9.9	14	33.9
17:00:00	79	13.4	20	33.8
18:00:00	47	18.7	20	34.0
19:00:00	33	16.4	11	34.3
20:00:00	9	26.1	3	34.2
21:00:00	5	30.5	3	32.5
22:00:00	7	26.4	3	35.8
23:00:00	4	38.8	4	38.8
00:00:00	0	N/A	N/A	N/A
01:00:00	2	32.5	1	37.5
02:00:00	2	25.0	0	NaN
03:00:00	1	7.5	0	NaN
04:00:00	0	N/A	N/A	N/A
05:00:00	0	N/A	N/A	N/A
06:00:00	4	36.3	4	36.3
07:00:00	23	21.0	14	34.6
08:00:00	35	19.8	15	34.5
09:00:00	81	13.4	28	33.2
10:00:00	81	12.1	17	33.4
11:00:00	95	10.7	29	33.2
12:00:00	123	9.0	24	33.1
13:00:00	143	9.1	30	33.7
14:00:00	112	8.3	22	33.0
15:00:00	115	10.2	25	32.7
16:00:00	96	9.1	17	33.7
17:00:00	93	12.6	24	34.4

Starting Hour	Count	Average Speed of all Traffic	Violator Counts	Average Speed of Violators
18:00:00	51	14.5	16	32.8
19:00:00	47	19.2	20	33.8
20:00:00	26	22.4	11	35.2
21:00:00	2	32.5	1	37.5
22:00:00	12	24.4	4	41.3
23:00:00	3	37.5	3	37.5
00:00:00	3	35.8	2	40.0
01:00:00	1	42.5	1	42.5
02:00:00	1	32.5	1	32.5
03:00:00	0	N/A	N/A	N/A
04:00:00	2	35.0	2	35.0
05:00:00	1	27.5	0	NaN
06:00:00	4	31.3	3	32.5
07:00:00	28	19.9	19	35.1
08:00:00	30	19.0	11	33.0
09:00:00	77	14.2	22	33.6
10:00:00	108	10.2	18	33.3
11:00:00	109	10.1	19	33.6
12:00:00	111	10.3	22	33.4
13:00:00	103	10.2	14	33.6
14:00:00	135	8.5	27	32.7
15:00:00	127	8.7	25	34.1
16:00:00	99	11.5	19	33.8
17:00:00	61	14.5	18	34.2
18:00:00	60	16.8	18	34.4
19:00:00	45	15.8	14	33.6
20:00:00	25	26.9	14	35.4
21:00:00	7	28.2	3	32.5
22:00:00	5	29.5	2	35.0
23:00:00	3	34.2	1	47.5

Incoming Histogram
5th 19th Bridge RD from PO

from Sat-Dec-05-2020-11-00-AM to Sat-Dec-19-2020-01-59-PM

Date	Starting Hr:min	<5	5 to <10	10 to <15	15 to <20	20 to <25	25 to <30	30 to <35	35 to <40	40 to <45	45 to <50	50 to <55	55 to <60	60 to <65	65 to <70	70 to <75	75 to <80	80 to <85	85 to <90	90 to <95	95 to <100	100 to <105	105 to <110	110 to <115	115 to <120	120 to <125	125 to <130	130 to <135	135 to <140	140 to <145	145 to <150	150 to <155	155 to <160	160 to <165	165 to <170	170 to <175	175 to <180	180 to <185	185 to <190	190 to <195	195 to >200	Total Counts	85pct Speed	10MPH Pace	% in pace	# of Speeders	% Speeders
05/12/2020	00:00	*	*	*	*	*	*	*	*	*	*	*	*	*	*	*	*	*	*	*	*	*	*	*	*	*	*	*	*	*	*	*	*	*	*	*	*	*	*	*	*	*	*	*	*	*	*
05/12/2020	01:00	*	*	*	*	*	*	*	*	*	*	*	*	*	*	*	*	*	*	*	*	*	*	*	*	*	*	*	*	*	*	*	*	*	*	*	*	*	*	*	*	*	*	*	*	*	*
05/12/2020	02:00	*	*	*	*	*	*	*	*	*	*	*	*	*	*	*	*	*	*	*	*	*	*	*	*	*	*	*	*	*	*	*	*	*	*	*	*	*	*	*	*	*	*	*	*	*	*
05/12/2020	03:00	*	*	*	*	*	*	*	*	*	*	*	*	*	*	*	*	*	*	*	*	*	*	*	*	*	*	*	*	*	*	*	*	*	*	*	*	*	*	*	*	*	*	*	*	*	*
05/12/2020	04:00	*	*	*	*	*	*	*	*	*	*	*	*	*	*	*	*	*	*	*	*	*	*	*	*	*	*	*	*	*	*	*	*	*	*	*	*	*	*	*	*	*	*	*	*	*	*
05/12/2020	05:00	*	*	*	*	*	*	*	*	*	*	*	*	*	*	*	*	*	*	*	*	*	*	*	*	*	*	*	*	*	*	*	*	*	*	*	*	*	*	*	*	*	*	*	*	*	*
05/12/2020	06:00	*	*	*	*	*	*	*	*	*	*	*	*	*	*	*	*	*	*	*	*	*	*	*	*	*	*	*	*	*	*	*	*	*	*	*	*	*	*	*	*	*	*	*	*	*	*
05/12/2020	07:00	*	*	*	*	*	*	*	*	*	*	*	*	*	*	*	*	*	*	*	*	*	*	*	*	*	*	*	*	*	*	*	*	*	*	*	*	*	*	*	*	*	*	*	*	*	*
05/12/2020	08:00	*	*	*	*	*	*	*	*	*	*	*	*	*	*	*	*	*	*	*	*	*	*	*	*	*	*	*	*	*	*	*	*	*	*	*	*	*	*	*	*	*	*	*	*	*	*
05/12/2020	09:00	*	*	*	*	*	*	*	*	*	*	*	*	*	*	*	*	*	*	*	*	*	*	*	*	*	*	*	*	*	*	*	*	*	*	*	*	*	*	*	*	*	*	*	*	*	*
05/12/2020	10:00	*	*	*	*	*	*	*	*	*	*	*	*	*	*	*	*	*	*	*	*	*	*	*	*	*	*	*	*	*	*	*	*	*	*	*	*	*	*	*	*	*	*	*	*	*	*
05/12/2020	11:00	0	0	0	5	16	15	7	0	0	0	0	0	0	0	0	0	0	0	0	0	0	0	0	0	0	0	0	0	0	0	0	0	0	0	0	0	0	0	0	43	30.7	25 to 35	88.4	7	16.3
05/12/2020	12:00	0	0	6	13	19	22	13	1	0	0	0	0	0	0	0	0	0	0	0	0	0	0	0	0	0	0	0	0	0	0	0	0	0	0	0	0	0	0	0	74	31.2	20 to 30	73.0	14	18.9
05/12/2020	13:00	0	0	3	18	36	65	24	2	0	0	0	0	0	0	0	0	0	0	0	0	0	0	0	0	0	0	0	0	0	0	0	0	0	0	0	0	0	0	0	148	30.8	25 to 35	84.5	26	17.6
05/12/2020	14:00	0	1	7	17	24	50	17	5	0	0	0	0	0	0	0	0	0	0	0	0	0	0	0	0	0	0	0	0	0	0	0	0	0	0	0	0	0	0	0	121	31.2	20 to 30	75.2	22	18.2
05/12/2020	15:00	0	0	5	15	45	105	37	5	1	0	0	0	0	0	0	0	0	0	0	0	0	0	0	0	0	0	0	0	0	0	0	0	0	0	0	0	0	0	0	213	31.5	25 to 35	87.8	43	20.2
05/12/2020	16:00	0	0	1	5	17	32	15	1	0	0	0	0	0	0	0	0	0	0	0	0	0	0	0	0	0	0	0	0	0	0	0	0	0	0	0	0	0	0	0	71	31.7	25 to 35	90.1	16	22.5
05/12/2020	17:00	0	0	3	7	28	37	11	3	0	0	0	0	0	0	0	0	0	0	0	0	0	0	0	0	0	0	0	0	0	0	0	0	0	0	0	0	0	0	0	89	30.5	25 to 35	85.4	14	15.7
05/12/2020	18:00	0	0	0	3	6	30	11	2	0	0	0	0	0	0	0	0	0	0	0	0	0	0	0	0	0	0	0	0	0	0	0	0	0	0	0	0	0	0	0	52	32.3	25 to 35	90.4	13	25.0
05/12/2020	19:00	0	0	0	2	10	20	7	6	1	0	0	0	0	0	0	0	0	0	0	0	0	0	0	0	0	0	0	0	0	0	0	0	0	0	0	0	0	0	0	46	35	25 to 35	80.4	14	30.4
05/12/2020	20:00	0	0	0	0	4	6	7	2	0	1	0	0	0	0	0	0	0	0	0	0	0	0	0	0	0	0	0	0	0	0	0	0	0	0	0	0	0	0	0	20	35	25 to 35	85.0	10	50.0
05/12/2020	21:00	0	0	0	0	3	4	2	1	2	0	0	0	0	0	0	0	0	0	3	0	0	0	0	0	0	0	0	0	0	0	0	0	0	0	0	0	0	0	0	12	40	25 to 35	75.0	5	41.7
05/12/2020	22:00	0	0	0	0	6	8	3	1	0	0	0	0	0	0	0	0	0	0	0	0	0	0	0	0	0	0	0	0	0	0	0	0	0	0	0	0	0	0	0	18	31.7	25 to 35	94.4	4	22.2
05/12/2020	23:00	0	0	0	0	0	1	1	1	1	0	0	0	0	0	0	0	0	0	0	0	0	0	0	0	0	0	0	0	0	0	0	0	0	0	0	0	0	0	0	4	40	30 to 40	75.0	3	75.0
24 Hr Summary		0	1	25	85	214	395	155	30	5	1	0	0	0	0	0	0	0	0	0	0	0	0	0	0	0	0	0	0	0	0	0	0	0	0	0	0	0	0	0	911	31.7	25 to 35	83.9	191	21.0

Incoming Histogram
5th 19th Bridge RD from PO

from Sat-Dec-05-2020-11-00-AM to Sat-Dec-19-2020-01-59-PM

Date	Starting Hr:min	<5	5 to <10	10 to <15	15 to <20	20 to <25	25 to <30	30 to <35	35 to <40	40 to <45	45 to <50	50 to <55	55 to <60	60 to <65	65 to <70	70 to <75	75 to <80	80 to <85	85 to <90	90 to <95	95 to <100	100 to <105	105 to <110	110 to <115	115 to <120	120 to <125	125 to <130	130 to <135	135 to <140	140 to <145	145 to <150	150 to <155	155 to <160	160 to <165	165 to <170	170 to <175	175 to <180	180 to <185	185 to <190	190 to <195	195 to >200	Total Counts	85pct Speed	10MPH Pace	% in pace	# of Speeders	% Speeders
06/12/2020	00:00	0	0	0	0	0	2	0	0	0	0	0	0	0	0	0	0	0	0	0	0	0	0	0	0	0	0	0	0	0	0	0	0	0	0	0	0	0	0	0	0	2	30	20 to 30	100.0	*	*
06/12/2020	01:00	0	0	1	1	0	0	1	0	0	0	0	0	0	0	0	0	0	0	0	0	0	0	0	0	0	0	0	0	0	0	0	0	0	0	0	0	0	0	0	0	3	35	10 to 20	66.7	1	33.3
06/12/2020	02:00	0	0	0	1	0	1	0	0	0	0	0	0	0	0	0	0	0	0	0	0	0	0	0	0	0	0	0	0	0	0	0	0	0	0	0	0	0	0	0	0	2	30	20 to 30	100.0	*	*
06/12/2020	03:00	0	0	1	1	1	0	0	0	0	0	0	0	0	0	0	0	0	0	0	0	0	0	0	0	0	0	0	0	0	0	0	0	0	0	0	0	0	0	0	0	3	25	15 to 25	100.0	*	*
06/12/2020	04:00	0	0	0	0	0	0	0	0	0	0	0	0	0	0	0	0	0	0	0	0	0	0	0	0	0	0	0	0	0	0	0	0	0	0	0	0	0	0	0	0	0	0	*	*	*	*
06/12/2020	05:00	0	0	0	0	0	0	0	0	0	0	0	0	0	0	0	0	0	0	0	0	0	0	0	0	0	0	0	0	0	0	0	0	0	0	0	0	0	0	0	0	0	0	*	*	*	*
06/12/2020	06:00	0	0	0	0	0	1	0	0	0	0	0	0	0	0	0	0	0	0	0	0	0	0	0	0	0	0	0	0	0	0	0	0	0	0	0	0	0	0	0	0	1	30	20 to 30	100.0	*	*
06/12/2020	07:00	0	0	0	0	0	0	0	0	0	0	0	0	0	0	0	0	0	0	0	0	0	0	0	0	0	0	0	0	0	0	0	0	0	0	0	0	0	0	0	0	0	0	*	*	*	*
06/12/2020	08:00	0	0	0	3	6	7	3	1	0	0	0	0	0	0	0	0	0	0	0	0	0	0	0	0	0	0	0	0	0	0	0	0	0	0	0	0	0	0	0	0	20	31.7	20 to 30	80.0	4	20.0
06/12/2020	09:00	0	0	1	1	6	11	5	1	3	0	0	0	0	0	0	0	0	0	0	0	0	0	0	0	0	0	0	0	0	0	0	0	0	0	0	0	0	0	0	0	28	35	25 to 35	78.6	9	32.1
06/12/2020	10:00	0	0	1	4	15	31	11	3	0	0	0	0	0	0	0	0	0	0	0	0	0	0	0	0	0	0	0	0	0	0	0	0	0	0	0	0	0	0	0	0	65	31.8	25 to 35	87.7	14	21.5
06/12/2020	11:00	0	0	4	7	31	57	21	2	0	0	0	0	0	0	0	0	0	0	0	0	0	0	0	0	0	0	0	0	0	0	0	0	0	0	0	0	0	0	0	0	122	31.2	25 to 35	89.3	23	18.9
06/12/2020	12:00	0	0	6	13	29	70	19	2	0	0	0	0	0	0	0	0	0	0	0	0	0	0	0	0	0	0	0	0	0	0	0	0	0	0	0	0	0	0	0	0	139	30	25 to 35	84.9	21	15.1
06/12/2020	13:00	0	0	6	9	36	65	17	3	1	0	0	0	0	0	0	0	0	0	0	0	0	0	0	0	0	0	0	0	0	0	0	0	0	0	0	0	0	0	0	0	137	30	25 to 35	86.1	21	15.3
06/12/2020	14:00	0	0	3	18	49	52	20	2	2	0	0	0	0	0	0	0	0	0	0	0	0	0	0	0	0	0	0	0	0	0	0	0	0	0	0	0	0	0	0	0	146	30.5	25 to 35	82.9	24	16.4
06/12/2020	15:00	0	0	0	9	40	57	22	4	1	0	0	0	0	0	0	0	0	0	0	0	0	0	0	0	0	0	0	0	0	0	0	0	0	0	0	0	0	0	0	0	133	31.6	25 to 35	89.5	27	20.3
06/12/2020	16:00	0	0	2	8	20	44	17	2	0	0	0	0	0	0	0	0	0	0	0	0	0	0	0	0	0	0	0	0	0	0	0	0	0	0	0	0	0	0	0	0	93	31.5	25 to 35	87.1	19	20.4
06/12/2020	17:00	0	0	0	0	5	15	17	3	0	0	0	0	0	0	0	0	0	0	0	0	0	0	0	0	0	0	0	0	0	0	0	0	0	0	0	0	0	0	0	0	40	34.1	25 to 35	92.5	20	50.0
06/12/2020	18:00	0	0	1	1	3	9	6	0	1	0	0	0	0	0	0	0	0	0	0	0	0	0	0	0	0	0	0	0	0	0	0	0	0	0	0	0	0	0	0	0	21	33.3	25 to 35	85.7	7	33.3
06/12/2020	19:00	0	0	0	1	4	6	5	2	0	0	0	0	0	0	0	0	0	0	0	0	0	0	0	0	0	0	0	0	0	0	0	0	0	0	0	0	0	0	0	0	18	34	25 to 35	83.3	7	38.9
06/12/2020	20:00	0	0	0	0	1	5	6	1	1	0	0	0	0	0	0	0	0	0	0	0	0	0	0	0	0	0	0	0	0	0	0	0	0	0	0	0	0	0	0	0	14	35	25 to 35	85.7	8	57.1
06/12/2020	21:00	0	0	0	0	3	8	1	0	0	0	0	0	0	0	0	0	0	0	0	0	0	0	0	0	0	0	0	0	0	0	0	0	0	0	0	0	0	0	0	0	12	29.4	25 to 35	100.0	1	8.3
06/12/2020	22:00	0	0	0	0	2	3	2	3	0	0	0	0	0	0	0	0	0	0	0	0	0	0	0	0	0	0	0	0	0	0	0	0	0	0	0	0	0	0	0	0	10	36.7	30 to 40	80.0	5	50.0
06/12/2020	23:00	0	0	0	0	0	1	0	1	0	0	0	0	0	0	0	0	0	0	0	0	0	0	0	0	0	0	0	0	0	0	0	0	0	0	0	0	0	0	0	0	2	40	30 to 40	100.0	1	50.0
24 Hr Summary		0	0	26	77	251	445	173	30	9	0	0	0	0	0	0	0	0	0	0	0	0	0	0	0	0	0	0	0	0	0	0	0	0	0	0	0	0	0	0	0	1011	31.7	25 to 35	86.0	212	21.0

Incoming Histogram
5th 19th Bridge RD from PO

from Sat-Dec-05-2020-11-00-AM to Sat-Dec-19-2020-01-59-PM

Date	Starting Hr:min	<5	5 to <10	10 to <15	15 to <20	20 to <25	25 to <30	30 to <35	35 to <40	40 to <45	45 to <50	50 to <55	55 to <60	60 to <65	65 to <70	70 to <75	75 to <80	80 to <85	85 to <90	90 to <95	95 to <100	100 to <105	105 to <110	110 to <115	115 to <120	120 to <125	125 to <130	130 to <135	135 to <140	140 to <145	145 to <150	150 to <155	155 to <160	160 to <165	165 to <170	170 to <175	175 to <180	180 to <185	185 to <190	190 to <195	195 to >200	Total Counts	85pct Speed	10MPH Pace	% in pace	# of Speeders	% Speeders
07/12/2020	00:00	0	0	0	1	1	0	0	0	0	0	0	0	0	0	0	0	0	0	0	0	0	0	0	0	0	0	0	0	0	0	0	0	0	0	0	0	0	0	0	2	25	15 to 25	100.0	*	*
07/12/2020	01:00	0	0	0	2	0	1	0	0	0	0	0	0	0	0	0	0	0	0	0	0	0	0	0	0	0	0	0	0	0	0	0	0	0	0	0	0	0	0	0	3	35	25 to 35	100.0	1	33.3
07/12/2020	02:00	0	0	0	0	0	0	0	0	0	0	0	0	0	0	0	0	0	0	0	0	0	0	0	0	0	0	0	0	0	0	0	0	0	0	0	0	0	0	0	0	0	*	*	*	*
07/12/2020	03:00	0	0	0	0	0	0	0	0	0	0	0	0	0	0	0	0	0	0	0	0	0	0	0	0	0	0	0	0	0	0	0	0	0	0	0	0	0	0	0	0	0	*	*	*	*
07/12/2020	04:00	0	0	0	0	0	0	0	0	0	0	0	0	0	0	0	0	0	0	0	0	0	0	0	0	0	0	0	0	0	0	0	0	0	0	0	0	0	0	0	0	0	*	*	*	*
07/12/2020	05:00	0	0	0	0	0	0	0	0	0	0	0	0	0	0	0	0	0	0	0	0	0	0	0	0	0	0	0	0	0	0	0	0	0	0	0	0	0	0	0	0	0	*	*	*	*
07/12/2020	06:00	0	0	1	0	0	2	2	0	0	0	0	0	0	0	0	0	0	0	0	0	0	0	0	0	0	0	0	0	0	0	0	0	0	0	0	0	0	0	0	5	32.5	25 to 35	80.0	2	40.0
07/12/2020	07:00	0	0	0	0	1	11	4	4	2	0	0	0	0	0	0	0	0	0	0	0	0	0	0	0	0	0	0	0	0	0	0	0	0	0	0	0	0	0	0	22	38.8	30 to 40	86.4	10	45.5
07/12/2020	08:00	0	0	0	1	8	22	9	4	1	0	0	0	0	0	0	0	0	0	0	0	0	0	0	0	0	0	0	0	0	0	0	0	0	0	0	0	0	0	0	45	33.9	25 to 35	86.7	14	31.1
07/12/2020	09:00	0	0	2	4	9	25	17	4	2	0	0	0	0	0	0	0	0	0	0	0	0	0	0	0	0	0	0	0	0	0	0	0	0	0	0	0	0	0	0	63	34.1	25 to 35	81.0	23	36.5
07/12/2020	10:00	0	0	1	8	18	47	21	3	0	0	0	0	0	0	0	0	0	0	0	0	0	0	0	0	0	0	0	0	0	0	0	0	0	0	0	0	0	0	0	98	32.1	25 to 35	87.8	24	24.5
07/12/2020	11:00	0	0	1	12	22	62	23	4	0	0	0	0	0	0	0	0	0	0	0	0	0	0	0	0	0	0	0	0	0	0	0	0	0	0	0	0	0	0	0	124	31.7	25 to 35	86.3	27	21.8
07/12/2020	12:00	0	0	4	20	31	57	17	3	0	0	0	0	0	0	0	0	0	0	0	0	0	0	0	0	0	0	0	0	0	0	0	0	0	0	0	0	0	0	0	132	30	20 to 30	81.8	20	15.2
07/12/2020	13:00	0	0	2	10	34	67	25	1	0	0	0	0	0	0	0	0	0	0	0	0	0	0	0	0	0	0	0	0	0	0	0	0	0	0	0	0	0	0	0	139	31	25 to 35	90.6	26	18.7
07/12/2020	14:00	0	0	3	8	30	63	25	1	0	0	0	0	0	0	0	0	0	0	0	0	0	0	0	0	0	0	0	0	0	0	0	0	0	0	0	0	0	0	0	130	31.2	25 to 35	90.8	26	20.0
07/12/2020	15:00	0	0	3	16	30	42	16	0	0	0	0	0	0	0	0	0	0	0	0	0	0	0	0	0	0	0	0	0	0	0	0	0	0	0	0	0	0	0	0	107	30	20 to 30	82.2	16	15.0
07/12/2020	16:00	0	0	1	13	34	49	12	7	1	0	0	0	0	0	0	0	0	0	0	0	0	0	0	0	0	0	0	0	0	0	0	0	0	0	0	0	0	0	0	117	30.8	20 to 30	82.1	20	17.1
07/12/2020	17:00	0	0	0	4	14	31	20	3	0	0	0	0	0	0	0	0	0	0	0	0	0	0	0	0	0	0	0	0	0	0	0	0	0	0	0	0	0	0	0	72	33	25 to 35	90.3	23	31.9
07/12/2020	18:00	0	0	1	4	9	17	15	3	0	0	0	0	0	0	0	0	0	0	0	0	0	0	0	0	0	0	0	0	0	0	0	0	0	0	0	0	0	0	0	49	33.7	25 to 35	83.7	18	36.7
07/12/2020	19:00	0	0	0	3	3	22	6	1	0	0	0	0	0	0	0	0	0	0	0	0	0	0	0	0	0	0	0	0	0	0	0	0	0	0	0	0	0	0	0	35	31.7	25 to 35	88.6	7	20.0
07/12/2020	20:00	0	0	0	1	0	11	3	1	0	0	0	0	0	0	0	0	0	0	0	0	0	0	0	0	0	0	0	0	0	0	0	0	0	0	0	0	0	0	0	16	33.3	30 to 40	93.8	4	25.0
07/12/2020	21:00	0	0	0	1	1	4	5	2	2	0	1	0	0	0	0	0	0	0	1	0	0	0	0	0	0	0	0	0	0	0	0	0	0	0	0	0	0	0	0	16	42.5	30 to 40	68.8	10	62.5
07/12/2020	22:00	0	0	0	0	0	3	1	2	0	0	0	0	0	0	0	0	0	0	0	0	0	0	0	0	0	0	0	0	0	0	0	0	0	0	0	0	0	0	0	6	37.5	30 to 40	100.0	3	50.0
07/12/2020	23:00	0	0	0	0	1	1	2	0	0	0	0	0	0	0	0	0	0	0	0	0	0	0	0	0	0	0	0	0	0	0	0	0	0	0	0	0	0	0	0	4	32.5	25 to 35	100.0	2	50.0
24 Hr Summary		0	0	19	106	248	536	224	43	8	0	1	0	0	0	0	0	0	0	0	0	0	0	0	0	0	0	0	0	0	0	0	0	0	0	0	0	0	0	0	1185	32.2	25 to 35	85.1	276	23.3

Incoming Histogram
5th 19th Bridge RD from PO

from Sat-Dec-05-2020-11-00-AM to Sat-Dec-19-2020-01-59-PM

Date	Starting Hr:min	<5	5 to <10	10 to <15	15 to <20	20 to <25	25 to <30	30 to <35	35 to <40	40 to <45	45 to <50	50 to <55	55 to <60	60 to <65	65 to <70	70 to <75	75 to <80	80 to <85	85 to <90	90 to <95	95 to <100	100 to <105	105 to <110	110 to <115	115 to <120	120 to <125	125 to <130	130 to <135	135 to <140	140 to <145	145 to <150	150 to <155	155 to <160	160 to <165	165 to <170	170 to <175	175 to <180	180 to <185	185 to <190	190 to <195	195 to >200	Total Counts	85pct Speed	10MPH Pace	% in pace	# of Speeders	% Speeders
08/12/2020	00:00	0	0	0	0	0	0	0	0	0	0	0	0	0	0	0	0	0	0	0	0	0	0	0	0	0	0	0	0	0	0	0	0	0	0	0	0	0	0	0	0	0	*	*	*	*
08/12/2020	01:00	0	0	0	0	0	0	0	0	0	0	0	0	0	0	0	0	0	0	0	0	0	0	0	0	0	0	0	0	0	0	0	0	0	0	0	0	0	0	0	0	0	*	*	*	*
08/12/2020	02:00	0	0	2	0	0	0	0	0	0	0	0	0	0	0	0	0	0	0	0	0	0	0	0	0	0	0	0	0	0	0	0	0	0	0	0	0	0	0	0	2	20	10 to 20	100.0	*	*
08/12/2020	03:00	0	0	0	0	0	0	0	0	0	0	0	0	0	0	0	0	0	0	0	0	0	0	0	0	0	0	0	0	0	0	0	0	0	0	0	0	0	0	0	0	0	*	*	*	*
08/12/2020	04:00	0	0	0	0	0	0	0	0	0	0	0	0	0	0	0	0	0	0	0	0	0	0	0	0	0	0	0	0	0	0	0	0	0	0	0	0	0	0	0	0	0	*	*	*	*
08/12/2020	05:00	0	0	0	1	0	1	0	0	0	0	0	0	0	0	0	0	0	0	0	0	0	0	0	0	0	0	0	0	0	0	0	0	0	0	0	0	0	0	0	2	30	20 to 30	100.0	*	*
08/12/2020	06:00	0	0	0	0	0	0	0	0	1	0	0	0	0	0	0	0	0	0	0	0	0	0	0	0	0	0	0	0	0	0	0	0	0	0	0	0	0	0	0	1	45	35 to 45	100.0	1	100.0
08/12/2020	07:00	0	0	0	0	1	7	9	4	0	1	0	0	0	0	0	0	0	0	0	0	0	0	0	0	0	0	0	0	0	0	0	0	0	0	0	0	0	0	0	22	37.5	30 to 40	90.9	14	63.6
08/12/2020	08:00	0	0	0	0	11	21	7	7	0	1	0	0	0	0	0	0	0	0	0	0	0	0	0	0	0	0	0	0	0	0	0	0	0	0	0	0	0	0	0	47	35.7	25 to 35	83.0	15	31.9
08/12/2020	09:00	0	0	0	1	17	31	7	0	1	0	0	0	0	0	0	0	0	0	0	0	0	0	0	0	0	0	0	0	0	0	0	0	0	0	0	0	0	0	0	57	29.8	25 to 35	96.5	8	14.0
08/12/2020	10:00	0	0	4	4	22	34	17	5	0	0	0	0	0	0	0	0	0	0	0	0	0	0	0	0	0	0	0	0	0	0	0	0	0	0	0	0	0	0	0	86	32.6	25 to 35	84.9	22	25.6
08/12/2020	11:00	0	0	3	1	18	37	25	3	0	0	0	0	0	0	0	0	0	0	0	0	0	0	0	0	0	0	0	0	0	0	0	0	0	0	0	0	0	0	0	87	33	25 to 35	92.0	28	32.2
08/12/2020	12:00	0	0	3	9	22	70	28	2	0	0	0	0	0	0	0	0	0	0	0	0	0	0	0	0	0	0	0	0	0	0	0	0	0	0	0	0	0	0	0	134	31.8	25 to 35	89.6	30	22.4
08/12/2020	13:00	0	0	1	11	29	45	22	3	0	0	0	0	0	0	0	0	0	0	0	0	0	0	0	0	0	0	0	0	0	0	0	0	0	0	0	0	0	0	0	111	31.8	25 to 35	86.5	25	22.5
08/12/2020	14:00	0	0	0	4	32	50	23	6	0	0	0	0	0	0	0	0	0	0	0	0	0	0	0	0	0	0	0	0	0	0	0	0	0	0	0	0	0	0	0	115	32.6	25 to 35	91.3	29	25.2
08/12/2020	15:00	0	0	1	10	37	50	20	6	0	0	0	0	0	0	0	0	0	0	0	0	0	0	0	0	0	0	0	0	0	0	0	0	0	0	0	0	0	0	0	124	31.8	25 to 35	86.3	26	21.0
08/12/2020	16:00	0	0	2	5	27	44	20	5	0	0	0	0	0	0	0	0	0	0	0	0	0	0	0	0	0	0	0	0	0	0	0	0	0	0	0	0	0	0	0	103	32.5	25 to 35	88.3	25	24.3
08/12/2020	17:00	0	0	2	7	33	37	13	2	1	0	0	0	0	0	0	0	0	0	0	0	0	0	0	0	0	0	0	0	0	0	0	0	0	0	0	0	0	0	0	95	30.8	25 to 35	87.4	16	16.8
08/12/2020	18:00	0	0	0	2	5	23	9	3	2	0	0	0	0	0	0	0	0	0	0	0	0	0	0	0	0	0	0	0	0	0	0	0	0	0	0	0	0	0	0	44	33.9	25 to 35	84.1	14	31.8
08/12/2020	19:00	0	0	0	2	4	13	9	2	3	0	0	0	0	0	0	0	0	0	0	0	0	0	0	0	0	0	0	0	0	0	0	0	0	0	0	0	0	0	0	33	35	25 to 35	78.8	14	42.4
08/12/2020	20:00	0	0	0	0	0	7	5	1	1	0	0	0	0	0	0	0	0	0	0	0	0	0	0	0	0	0	0	0	0	0	0	0	0	0	0	0	0	0	0	14	35	30 to 40	92.9	7	50.0
08/12/2020	21:00	0	0	0	0	1	7	2	0	0	0	0	0	0	0	0	0	0	0	0	1	0	0	0	0	0	0	0	0	0	0	0	0	0	0	0	0	0	0	0	10	30	25 to 35	100.0	2	20.0
08/12/2020	22:00	0	0	0	0	2	5	4	1	0	0	0	0	0	0	0	0	0	0	0	0	0	0	0	0	0	0	0	0	0	0	0	0	0	0	0	0	0	0	0	12	33.8	25 to 35	91.7	5	41.7
08/12/2020	23:00	0	0	0	0	0	0	3	0	0	0	0	0	0	0	0	0	0	0	0	0	0	0	0	0	0	0	0	0	0	0	0	0	0	0	0	0	0	0	0	3	35	25 to 35	100.0	3	100.0
24 Hr Summary		0	0	16	59	261	482	223	50	9	2	0	0	0	0	0	0	0	0	0	0	0	0	0	0	0	0	0	0	0	0	0	0	0	0	0	0	0	0	0	1102	32.7	25 to 35	87.7	284	25.8

Incoming Histogram
5th 19th Bridge RD from PO

from Sat-Dec-05-2020-11-00-AM to Sat-Dec-19-2020-01-59-PM

Date	Starting Hr:min	<5	5 to <10	10 to <15	15 to <20	20 to <25	25 to <30	30 to <35	35 to <40	40 to <45	45 to <50	50 to <55	55 to <60	60 to <65	65 to <70	70 to <75	75 to <80	80 to <85	85 to <90	90 to <95	95 to <100	100 to <105	105 to <110	110 to <115	115 to <120	120 to <125	125 to <130	130 to <135	135 to <140	140 to <145	145 to <150	150 to <155	155 to <160	160 to <165	165 to <170	170 to <175	175 to <180	180 to <185	185 to <190	190 to <195	195 to >200	Total Counts	85pct Speed	10MPH Pace	% in pace	# of Speeders	% Speeders
09/12/2020	00:00	0	0	0	0	0	0	0	0	0	0	0	0	0	0	0	0	0	0	0	0	0	0	0	0	0	0	0	0	0	0	0	0	0	0	0	0	0	0	0	0	0	*	*	*	*
09/12/2020	01:00	0	0	0	0	0	0	0	0	0	0	0	0	0	0	0	0	0	0	0	0	0	0	0	0	0	0	0	0	0	0	0	0	0	0	0	0	0	0	0	0	0	*	*	*	*
09/12/2020	02:00	0	0	0	0	3	0	0	0	0	0	0	0	0	0	0	0	0	0	0	0	0	0	0	0	0	0	0	0	0	0	0	0	0	0	0	0	0	0	0	0	3	25	15 to 25	100.0	*	*
09/12/2020	03:00	0	0	0	0	1	1	0	0	0	0	0	0	0	0	0	0	0	0	0	0	0	0	0	0	0	0	0	0	0	0	0	0	0	0	0	0	0	0	0	0	2	30	20 to 30	100.0	*	*
09/12/2020	04:00	0	0	0	0	0	0	0	0	0	0	0	0	0	0	0	0	0	0	0	0	0	0	0	0	0	0	0	0	0	0	0	0	0	0	0	0	0	0	0	0	0	0	*	*	*	*
09/12/2020	05:00	0	0	0	0	0	0	0	0	0	0	0	0	0	0	0	0	0	0	0	0	0	0	0	0	0	0	0	0	0	0	0	0	0	0	0	0	0	0	0	0	0	0	*	*	*	*
09/12/2020	06:00	0	0	1	0	1	2	1	1	2	0	0	0	0	0	0	0	0	0	0	0	0	0	0	0	0	0	0	0	0	0	0	0	0	0	0	0	0	0	0	0	8	42.5	25 to 35	50.0	4	50.0
09/12/2020	07:00	0	0	0	0	1	10	4	2	0	1	0	0	0	0	0	0	0	0	0	0	0	0	0	0	0	0	0	0	0	0	0	0	0	0	0	0	0	0	0	0	18	35	30 to 40	88.9	7	38.9
09/12/2020	08:00	0	0	0	0	6	17	8	1	3	1	0	0	0	0	0	0	0	0	0	0	0	0	0	0	0	0	0	0	0	0	0	0	0	0	0	0	0	0	0	0	36	35	25 to 35	86.1	13	36.1
09/12/2020	09:00	0	0	0	4	11	31	13	2	0	0	0	0	0	0	0	0	0	0	0	0	0	0	0	0	0	0	0	0	0	0	0	0	0	0	0	0	0	0	0	0	61	32.3	25 to 35	90.2	15	24.6
09/12/2020	10:00	0	0	0	4	22	50	16	1	1	0	0	0	0	0	0	0	0	0	0	0	0	0	0	0	0	0	0	0	0	0	0	0	0	0	0	0	0	0	0	0	94	31.2	25 to 35	93.6	18	19.1
09/12/2020	11:00	0	0	2	7	33	62	12	2	0	0	0	0	0	0	0	0	0	0	0	0	0	0	0	0	0	0	0	0	0	0	0	0	0	0	0	0	0	0	0	0	118	29.7	25 to 35	90.7	14	11.9
09/12/2020	12:00	0	0	4	10	23	50	13	1	0	0	0	0	0	0	0	0	0	0	0	0	0	0	0	0	0	0	0	0	0	0	0	0	0	0	0	0	0	0	0	0	101	29.9	25 to 35	85.1	14	13.9
09/12/2020	13:00	0	1	4	7	29	51	16	3	0	0	0	0	0	0	0	0	0	0	0	0	0	0	0	0	0	0	0	0	0	0	0	0	0	0	0	0	0	0	0	0	111	30.6	25 to 35	86.5	19	17.1
09/12/2020	14:00	0	0	2	7	19	50	15	2	0	0	0	0	0	0	0	0	0	0	0	0	0	0	0	0	0	0	0	0	0	0	0	0	0	0	0	0	0	0	0	0	95	31	25 to 35	88.4	17	17.9
09/12/2020	15:00	0	0	2	6	28	58	16	3	0	0	0	0	0	0	0	0	0	0	0	0	0	0	0	0	0	0	0	0	0	0	0	0	0	0	0	0	0	0	0	0	113	30.6	25 to 35	90.3	19	16.8
09/12/2020	16:00	0	0	1	12	42	48	15	3	2	0	0	0	0	0	0	0	0	0	0	0	0	0	0	0	0	0	0	0	0	0	0	0	0	0	0	0	0	0	0	0	123	30.7	25 to 35	85.4	20	16.3
09/12/2020	17:00	0	0	1	6	15	36	15	2	0	0	0	0	0	0	0	0	0	0	0	0	0	0	0	0	0	0	0	0	0	0	0	0	0	0	0	0	0	0	0	0	75	32	25 to 35	88.0	17	22.7
09/12/2020	18:00	0	0	0	9	14	19	17	4	0	0	0	0	0	0	0	0	0	0	0	0	0	0	0	0	0	0	0	0	0	0	0	0	0	0	0	0	0	0	0	0	63	33.5	25 to 35	79.4	21	33.3
09/12/2020	19:00	0	0	1	2	5	15	11	7	0	0	0	0	0	0	0	0	0	0	0	0	0	0	0	0	0	0	0	0	0	0	0	0	0	0	0	0	0	0	0	0	41	35.7	30 to 40	80.5	18	43.9
09/12/2020	20:00	0	0	0	1	1	5	9	2	1	0	0	0	0	0	0	0	0	0	0	0	0	0	0	0	0	0	0	0	0	0	0	0	0	0	0	0	0	0	0	0	19	35	30 to 40	84.2	12	63.2
09/12/2020	21:00	0	0	0	0	3	6	3	0	2	0	0	0	0	0	0	0	0	0	0	0	0	0	0	0	0	0	0	0	0	0	0	0	0	0	0	0	0	0	0	0	14	35	25 to 35	85.7	5	35.7
09/12/2020	22:00	0	0	0	1	3	5	4	3	0	0	0	0	0	0	0	0	0	0	0	0	0	0	0	0	0	0	0	0	0	0	0	0	0	0	0	0	0	0	0	0	16	36.7	25 to 35	75.0	7	43.8
09/12/2020	23:00	0	0	0	0	1	1	0	1	0	0	0	0	0	0	0	0	0	0	0	0	0	0	0	0	0	0	0	0	0	0	0	0	0	0	0	0	0	0	0	0	3	40	20 to 30	66.7	1	33.3
24 Hr Summary		0	1	18	76	261	517	188	40	11	2	0	0	0	0	0	0	0	0	0	0	0	0	0	0	0	0	0	0	0	0	0	0	0	0	0	0	0	0	0	0	1114	32	25 to 35	86.7	241	21.6

Incoming Histogram
5th 19th Bridge RD from PO

from Sat-Dec-05-2020-11-00-AM to Sat-Dec-19-2020-01-59-PM

Date	Starting Hr:min	<5	5 to <10	10 to <15	15 to <20	20 to <25	25 to <30	30 to <35	35 to <40	40 to <45	45 to <50	50 to <55	55 to <60	60 to <65	65 to <70	70 to <75	75 to <80	80 to <85	85 to <90	90 to <95	95 to <100	100 to <105	105 to <110	110 to <115	115 to <120	120 to <125	125 to <130	130 to <135	135 to <140	140 to <145	145 to <150	150 to <155	155 to <160	160 to <165	165 to <170	170 to <175	175 to <180	180 to <185	185 to <190	190 to <195	195 to >200	Total Counts	85pct Speed	10MPH Pace	% in pace	# of Speeders	% Speeders
10/12/2020	00:00	0	0	0	0	0	0	0	0	0	0	0	0	0	0	0	0	0	0	0	0	0	0	0	0	0	0	0	0	0	0	0	0	0	0	0	0	0	0	0	0	0	*	*	*	*
10/12/2020	01:00	0	0	0	0	0	0	0	0	0	0	0	0	0	0	0	0	0	0	0	0	0	0	0	0	0	0	0	0	0	0	0	0	0	0	0	0	0	0	0	0	0	*	*	*	*
10/12/2020	02:00	0	0	0	0	0	0	0	0	0	0	0	0	0	0	0	0	0	0	0	0	0	0	0	0	0	0	0	0	0	0	0	0	0	0	0	0	0	0	0	0	0	*	*	*	*
10/12/2020	03:00	0	0	0	0	0	0	0	0	0	0	0	0	0	0	0	0	0	0	0	0	0	0	0	0	0	0	0	0	0	0	0	0	0	0	0	0	0	0	0	0	0	*	*	*	*
10/12/2020	04:00	0	0	0	0	0	0	0	0	0	0	0	0	0	0	0	0	0	0	0	0	0	0	0	0	0	0	0	0	0	0	0	0	0	0	0	0	0	0	0	0	0	*	*	*	*
10/12/2020	05:00	0	0	0	0	0	0	0	0	0	0	0	0	0	0	0	0	0	0	0	0	0	0	0	0	0	0	0	0	0	0	0	0	0	0	0	0	0	0	0	0	0	*	*	*	*
10/12/2020	06:00	0	0	0	0	1	0	1	1	0	0	0	0	0	0	0	0	0	0	0	0	0	0	0	0	0	0	0	0	0	0	0	0	0	0	0	0	0	0	0	0	3	40	25 to 35	66.7	2	66.7
10/12/2020	07:00	0	0	0	0	3	4	8	1	3	2	0	0	0	0	0	0	0	0	0	0	0	0	0	0	0	0	0	0	0	0	0	0	0	0	0	0	0	0	0	0	21	43.3	25 to 35	71.4	14	66.7
10/12/2020	08:00	0	0	0	1	7	22	8	4	1	0	0	0	0	0	0	0	0	0	0	0	0	0	0	0	0	0	0	0	0	0	0	0	0	0	0	0	0	0	0	0	43	34.4	25 to 35	86.0	13	30.2
10/12/2020	09:00	0	0	1	4	14	24	16	5	0	0	0	0	0	0	0	0	0	0	0	0	0	0	0	0	0	0	0	0	0	0	0	0	0	0	0	0	0	0	0	0	64	33.4	25 to 35	84.4	21	32.8
10/12/2020	10:00	0	0	0	8	17	39	22	4	0	0	0	0	0	0	0	0	0	0	0	0	0	0	0	0	0	0	0	0	0	0	0	0	0	0	0	0	0	0	0	0	90	32.7	25 to 35	86.7	26	28.9
10/12/2020	11:00	0	0	5	13	30	48	15	1	0	0	0	0	0	0	0	0	0	0	0	0	0	0	0	0	0	0	0	0	0	0	0	0	0	0	0	0	0	0	0	0	112	29.9	25 to 35	83.0	16	14.3
10/12/2020	12:00	0	0	4	19	44	50	16	2	0	0	0	0	0	0	0	0	0	0	0	0	0	0	0	0	0	0	0	0	0	0	0	0	0	0	0	0	0	0	0	0	135	29.8	20 to 30	83.7	18	13.3
10/12/2020	13:00	0	0	7	14	33	62	17	2	1	0	0	0	0	0	0	0	0	0	0	0	0	0	0	0	0	0	0	0	0	0	0	0	0	0	0	0	0	0	0	0	136	30	25 to 35	82.4	20	14.7
10/12/2020	14:00	0	0	3	9	29	50	19	2	0	0	0	0	0	0	0	0	0	0	0	0	0	0	0	0	0	0	0	0	0	0	0	0	0	0	0	0	0	0	0	0	112	31.1	25 to 35	87.5	21	18.8
10/12/2020	15:00	0	0	1	3	17	42	20	3	2	0	0	0	0	0	0	0	0	0	0	0	0	0	0	0	0	0	0	0	0	0	0	0	0	0	0	0	0	0	0	0	88	33	25 to 35	89.8	25	28.4
10/12/2020	16:00	0	0	1	10	20	44	20	5	0	0	0	0	0	0	0	0	0	0	0	0	0	0	0	0	0	0	0	0	0	0	0	0	0	0	0	0	0	0	0	0	100	32.5	25 to 35	84.0	25	25.0
10/12/2020	17:00	0	0	3	3	9	35	15	0	0	0	0	0	0	0	0	0	0	0	0	0	0	0	0	0	0	0	0	0	0	0	0	0	0	0	0	0	0	0	0	0	65	31.7	25 to 35	90.8	15	23.1
10/12/2020	18:00	0	0	0	2	10	17	11	6	1	0	0	0	0	0	0	0	0	0	0	0	0	0	0	0	0	0	0	0	0	0	0	0	0	0	0	0	0	0	0	0	47	35	25 to 35	80.9	18	38.3
10/12/2020	19:00	0	0	0	2	4	14	13	4	1	0	0	0	0	0	0	0	0	0	0	0	0	0	0	0	0	0	0	0	0	0	0	0	0	0	0	0	0	0	0	0	38	34.6	25 to 35	81.6	18	47.4
10/12/2020	20:00	0	0	0	2	4	8	3	0	0	0	0	0	0	0	0	0	0	0	0	0	0	0	0	0	0	0	0	0	0	0	0	0	0	0	0	0	0	0	0	0	17	30	25 to 35	88.2	3	17.6
10/12/2020	21:00	0	0	1	0	1	5	1	2	0	0	0	0	0	0	0	0	0	0	1	0	3	0	0	0	0	0	0	0	0	0	0	0	0	0	0	0	0	0	0	0	10	35	30 to 40	80.0	3	30.0
10/12/2020	22:00	0	0	0	0	2	3	5	1	0	0	0	0	0	0	0	0	0	0	0	0	0	0	0	0	0	0	0	0	0	0	0	0	0	0	0	0	0	0	0	0	11	34	25 to 35	90.9	6	54.5
10/12/2020	23:00	0	0	0	0	0	1	1	2	0	0	0	0	0	0	0	0	0	0	0	0	0	0	0	0	0	0	0	0	0	0	0	0	0	0	0	0	0	0	0	0	4	37.5	30 to 40	100.0	3	75.0
24 Hr Summary		0	0	26	90	245	468	211	45	9	2	0	0	0	0	0	0	0	0	0	0	0	0	0	0	0	0	0	0	0	0	0	0	0	0	0	0	0	0	0	0	1096	32.4	25 to 35	84.3	267	24.4

Incoming Histogram
5th 19th Bridge RD from PO

from Sat-Dec-05-2020-11-00-AM to Sat-Dec-19-2020-01-59-PM

Date	Starting Hr:min	<5	5 to <10	10 to <15	15 to <20	20 to <25	25 to <30	30 to <35	35 to <40	40 to <45	45 to <50	50 to <55	55 to <60	60 to <65	65 to <70	70 to <75	75 to <80	80 to <85	85 to <90	90 to <95	95 to <100	100 to <105	105 to <110	110 to <115	115 to <120	120 to <125	125 to <130	130 to <135	135 to <140	140 to <145	145 to <150	150 to <155	155 to <160	160 to <165	165 to <170	170 to <175	175 to <180	180 to <185	185 to <190	190 to <195	195 to >200	Total Counts	85pct Speed	10MPH Pace	% in pace	# of Speeders	% Speeders
11/12/2020	00:00	0	0	0	0	1	1	1	0	0	1	0	0	0	0	0	0	0	0	0	0	0	0	0	0	0	0	0	0	0	0	0	0	0	0	0	0	0	0	0	0	4	35	25 to 35	75.0	2	50.0
11/12/2020	01:00	0	0	0	0	0	0	0	0	0	1	0	0	0	0	0	0	0	0	0	0	0	0	0	0	0	0	0	0	0	0	0	0	0	0	0	0	0	0	0	0	1	50	40 to 50	100.0	1	100.0
11/12/2020	02:00	0	0	0	0	0	0	0	0	0	0	0	0	0	0	0	0	0	0	0	0	0	0	0	0	0	0	0	0	0	0	0	0	0	0	0	0	0	0	0	0	0	0	*	*	*	*
11/12/2020	03:00	0	0	0	0	0	0	0	0	0	0	0	0	0	0	0	0	0	0	0	0	0	0	0	0	0	0	0	0	0	0	0	0	0	0	0	0	0	0	0	0	0	0	*	*	*	*
11/12/2020	04:00	0	0	0	0	0	1	0	0	0	0	0	0	0	0	0	0	0	0	0	0	0	0	0	0	0	0	0	0	0	0	0	0	0	0	0	0	0	0	0	0	1	30	20 to 30	100.0	*	*
11/12/2020	05:00	0	0	0	0	1	3	0	0	0	0	0	0	0	0	0	0	0	0	0	0	0	0	0	0	0	0	0	0	0	0	0	0	0	0	0	0	0	0	0	0	4	28.3	20 to 30	100.0	*	*
11/12/2020	06:00	0	0	0	0	0	1	2	2	0	0	0	0	0	0	0	0	0	0	0	0	0	0	0	0	0	0	0	0	0	0	0	0	0	0	0	0	0	0	0	0	5	37.5	30 to 40	100.0	4	80.0
11/12/2020	07:00	0	0	0	0	1	8	4	2	1	0	0	0	0	0	0	0	0	0	0	0	0	0	0	0	0	0	0	0	0	0	0	0	0	0	0	0	0	0	0	0	16	37.5	30 to 40	87.5	7	43.8
11/12/2020	08:00	0	0	0	2	7	29	3	2	0	2	0	0	0	0	0	0	0	0	0	0	0	0	0	0	0	0	0	0	0	0	0	0	0	0	0	0	0	0	0	0	45	30	25 to 35	86.7	7	15.6
11/12/2020	09:00	0	0	1	1	18	41	18	5	1	0	0	0	0	0	0	0	0	0	0	0	0	0	0	0	0	0	0	0	0	0	0	0	0	0	0	0	0	0	0	0	85	33.1	25 to 35	90.6	24	28.2
11/12/2020	10:00	0	0	4	6	28	42	20	4	0	0	0	0	0	0	0	0	0	0	0	0	0	0	0	0	0	0	0	0	0	0	0	0	0	0	0	0	0	0	0	0	104	32	25 to 35	86.5	24	23.1
11/12/2020	11:00	0	0	5	9	29	56	20	1	0	0	0	0	0	0	0	0	0	0	0	0	0	0	0	0	0	0	0	0	0	0	0	0	0	0	0	0	0	0	0	0	120	30.8	25 to 35	87.5	21	17.5
11/12/2020	12:00	0	0	0	4	25	56	15	1	1	0	0	0	0	0	0	0	0	0	0	0	0	0	0	0	0	0	0	0	0	0	0	0	0	0	0	0	0	0	0	0	102	30.7	25 to 35	94.1	17	16.7
11/12/2020	13:00	0	0	0	4	26	56	16	3	0	0	0	0	0	0	0	0	0	0	0	0	0	0	0	0	0	0	0	0	0	0	0	0	0	0	0	0	0	0	0	0	105	30.9	25 to 35	93.3	19	18.1
11/12/2020	14:00	0	0	0	8	19	51	19	2	0	0	0	0	0	0	0	0	0	0	0	0	0	0	0	0	0	0	0	0	0	0	0	0	0	0	0	0	0	0	0	0	99	31.6	25 to 35	89.9	21	21.2
11/12/2020	15:00	0	0	1	12	26	49	18	3	0	0	0	0	0	0	0	0	0	0	0	0	0	0	0	0	0	0	0	0	0	0	0	0	0	0	0	0	0	0	0	0	109	31.4	25 to 35	85.3	21	19.3
11/12/2020	16:00	0	0	6	9	26	32	13	2	0	0	0	0	0	0	0	0	0	0	0	0	0	0	0	0	0	0	0	0	0	0	0	0	0	0	0	0	0	0	0	0	88	30.8	25 to 35	80.7	15	17.0
11/12/2020	17:00	0	0	1	4	22	27	12	4	1	0	0	0	0	0	0	0	0	0	0	0	0	0	0	0	0	0	0	0	0	0	0	0	0	0	0	0	0	0	0	0	71	32.5	25 to 35	85.9	17	23.9
11/12/2020	18:00	0	0	1	2	8	24	7	2	1	0	0	0	0	0	0	0	0	0	0	0	0	0	0	0	0	0	0	0	0	0	0	0	0	0	0	0	0	0	0	0	45	32.1	25 to 35	86.7	10	22.2
11/12/2020	19:00	0	0	0	2	6	12	11	2	0	0	0	0	0	0	0	0	0	0	0	0	0	0	0	0	0	0	0	0	0	0	0	0	0	0	0	0	0	0	0	0	33	33.6	25 to 35	87.9	13	39.4
11/12/2020	20:00	0	0	0	1	4	4	5	1	0	0	0	0	0	0	0	0	0	0	0	0	0	0	0	0	0	0	0	0	0	0	0	0	0	0	0	0	0	0	0	0	15	34	25 to 35	86.7	6	40.0
11/12/2020	21:00	0	0	0	0	1	4	5	1	0	0	0	0	0	0	0	0	0	0	1	0	0	0	0	0	0	0	0	0	0	0	0	0	0	0	0	0	0	0	0	0	11	34	25 to 35	90.9	6	54.5
11/12/2020	22:00	0	0	0	0	4	8	5	0	1	1	0	0	0	0	0	0	0	0	0	0	0	0	0	0	0	0	0	0	0	0	0	0	0	0	0	0	0	0	0	0	19	34	25 to 35	89.5	7	36.8
11/12/2020	23:00	0	0	0	0	1	1	1	0	0	0	0	0	0	0	0	0	0	0	0	0	0	0	0	0	0	0	0	0	0	0	0	0	0	0	0	0	0	0	0	0	3	35	25 to 35	100.0	1	33.3
24 Hr Summary		0	0	19	64	253	506	195	37	6	5	0	0	0	0	0	0	0	0	0	0	0	0	0	0	0	0	0	0	0	0	0	0	0	0	0	0	0	0	0	0	1085	32.1	25 to 35	87.9	243	22.4

Incoming Histogram
5th 19th Bridge RD from PO

from Sat-Dec-05-2020-11-00-AM to Sat-Dec-19-2020-01-59-PM

Date	Starting Hr:min	<5	5 to <10	10 to <15	15 to <20	20 to <25	25 to <30	30 to <35	35 to <40	40 to <45	45 to <50	50 to <55	55 to <60	60 to <65	65 to <70	70 to <75	75 to <80	80 to <85	85 to <90	90 to <95	95 to <100	100 to <105	105 to <110	110 to <115	115 to <120	120 to <125	125 to <130	130 to <135	135 to <140	140 to <145	145 to <150	150 to <155	155 to <160	160 to <165	165 to <170	170 to <175	175 to <180	180 to <185	185 to <190	190 to <195	195 to >200	Total Counts	85pct Speed	10MPH Pace	% in pace	# of Speeders	% Speeders
12/12/2020	00:00	0	0	0	0	0	1	0	1	0	0	0	0	0	0	0	0	0	0	0	0	0	0	0	0	0	0	0	0	0	0	0	0	0	0	0	0	0	0	0	2	40	30 to 40	100.0	1	50.0
12/12/2020	01:00	0	0	0	0	0	1	0	1	0	0	0	0	0	0	0	0	0	0	0	0	0	0	0	0	0	0	0	0	0	0	0	0	0	0	0	0	0	0	0	1	40	30 to 40	100.0	1	100.0
12/12/2020	02:00	0	0	0	0	0	0	0	0	0	0	0	0	0	0	0	0	0	0	0	0	0	0	0	0	0	0	0	0	0	0	0	0	0	0	0	0	0	0	0	0	0	*	*	*	*
12/12/2020	03:00	0	0	0	0	0	0	0	0	0	0	0	0	0	0	0	0	0	0	0	0	0	0	0	0	0	0	0	0	0	0	0	0	0	0	0	0	0	0	0	0	0	*	*	*	*
12/12/2020	04:00	0	0	0	0	0	0	1	0	0	0	0	0	0	0	0	0	0	0	0	0	0	0	0	0	0	0	0	0	0	0	0	0	0	0	0	0	0	0	0	1	40	30 to 40	100.0	1	100.0
12/12/2020	05:00	0	0	0	0	0	0	0	0	0	0	0	0	0	0	0	0	0	0	0	0	0	0	0	0	0	0	0	0	0	0	0	0	0	0	0	0	0	0	0	0	0	*	*	*	*
12/12/2020	06:00	0	0	0	0	0	0	1	0	0	0	0	0	0	0	0	0	0	0	0	0	0	0	0	0	0	0	0	0	0	0	0	0	0	0	0	0	0	0	0	1	40	30 to 40	100.0	1	100.0
12/12/2020	07:00	0	0	0	1	0	2	1	1	0	0	0	0	0	0	0	0	0	0	0	0	0	0	0	0	0	0	0	0	0	0	0	0	0	0	0	0	0	0	0	5	35	30 to 40	80.0	2	40.0
12/12/2020	08:00	0	0	0	2	9	8	2	6	0	0	0	0	0	0	0	0	0	0	0	0	0	0	0	0	0	0	0	0	0	0	0	0	0	0	0	0	0	0	0	27	36.7	20 to 30	70.4	8	29.6
12/12/2020	09:00	0	0	0	3	9	21	8	4	0	0	0	0	0	0	0	0	0	0	0	0	0	0	0	0	0	0	0	0	0	0	0	0	0	0	0	0	0	0	0	45	33.1	25 to 35	84.4	12	26.7
12/12/2020	10:00	0	0	1	9	26	39	16	3	0	0	0	0	0	0	0	0	0	0	0	0	0	0	0	0	0	0	0	0	0	0	0	0	0	0	0	0	0	0	0	94	31.6	25 to 35	86.2	19	20.2
12/12/2020	11:00	0	0	1	13	27	50	17	2	1	0	0	0	0	0	0	0	0	0	0	0	0	0	0	0	0	0	0	0	0	0	0	0	0	0	0	0	0	0	0	111	30.9	25 to 35	84.7	20	18.0
12/12/2020	12:00	0	0	1	14	33	51	24	2	0	0	0	0	0	0	0	0	0	0	0	0	0	0	0	0	0	0	0	0	0	0	0	0	0	0	0	0	0	0	0	125	31.5	25 to 35	86.4	26	20.8
12/12/2020	13:00	0	0	1	16	32	47	18	2	1	1	0	0	0	0	0	0	0	0	0	0	0	0	0	0	0	0	0	0	0	0	0	0	0	0	0	0	0	0	0	118	31.1	25 to 35	82.2	22	18.6
12/12/2020	14:00	0	0	3	14	26	57	22	2	1	0	0	0	0	0	0	0	0	0	0	0	0	0	0	0	0	0	0	0	0	0	0	0	0	0	0	0	0	0	0	125	31.4	25 to 35	84.0	25	20.0
12/12/2020	15:00	0	0	2	7	24	59	15	5	0	0	0	0	0	0	0	0	0	0	0	0	0	0	0	0	0	0	0	0	0	0	0	0	0	0	0	0	0	0	0	112	31	25 to 35	87.5	20	17.9
12/12/2020	16:00	0	0	1	7	20	40	21	2	2	0	0	0	0	0	0	0	0	0	0	0	0	0	0	0	0	0	0	0	0	0	0	0	0	0	0	0	0	0	0	93	32.6	25 to 35	87.1	25	26.9
12/12/2020	17:00	0	0	0	4	20	38	13	1	0	0	0	0	0	0	0	0	0	0	0	0	0	0	0	0	0	0	0	0	0	0	0	0	0	0	0	0	0	0	0	76	31.2	25 to 35	93.4	14	18.4
12/12/2020	18:00	0	0	1	2	13	14	6	1	0	0	0	0	0	0	0	0	0	0	0	0	0	0	0	0	0	0	0	0	0	0	0	0	0	0	0	0	0	0	0	37	30.8	25 to 35	89.2	7	18.9
12/12/2020	19:00	0	0	0	0	8	18	8	1	0	0	0	0	0	0	0	0	0	0	0	0	0	0	0	0	0	0	0	0	0	0	0	0	0	0	0	0	0	0	0	35	32.5	25 to 35	97.1	9	25.7
12/12/2020	20:00	0	0	0	0	3	9	3	4	0	0	0	0	0	0	0	0	0	0	0	0	0	0	0	0	0	0	0	0	0	0	0	0	0	0	0	0	0	0	0	19	36.2	30 to 40	84.2	7	36.8
12/12/2020	21:00	0	0	0	0	0	3	1	1	0	0	0	0	0	0	0	0	0	0	0	0	0	0	0	0	0	0	0	0	0	0	0	0	0	0	0	0	0	0	0	5	35	30 to 40	100.0	2	40.0
12/12/2020	22:00	0	0	0	0	1	2	5	0	1	0	0	0	0	0	0	0	0	0	0	0	0	0	0	0	0	0	0	0	0	0	0	0	0	0	0	0	0	0	0	9	35	25 to 35	88.9	6	66.7
12/12/2020	23:00	0	0	0	0	1	0	3	2	0	0	0	0	0	0	0	0	0	0	0	0	0	0	0	0	0	0	0	0	0	0	0	0	0	0	0	0	0	0	0	6	37.5	30 to 40	83.3	5	83.3
24 Hr Summary		0	0	11	92	252	459	183	43	6	1	0	0	0	0	0	0	0	0	0	0	0	0	0	0	0	0	0	0	0	0	0	0	0	0	0	0	0	0	0	1047	32.1	25 to 35	85.4	233	22.3

Incoming Histogram
5th 19th Bridge RD from PO

from Sat-Dec-05-2020-11-00-AM to Sat-Dec-19-2020-01-59-PM

Date	Starting Hr:min	<5	5 to <10	10 to <15	15 to <20	20 to <25	25 to <30	30 to <35	35 to <40	40 to <45	45 to <50	50 to <55	55 to <60	60 to <65	65 to <70	70 to <75	75 to <80	80 to <85	85 to <90	90 to <95	95 to <100	100 to <105	105 to <110	110 to <115	115 to <120	120 to <125	125 to <130	130 to <135	135 to <140	140 to <145	145 to <150	150 to <155	155 to <160	160 to <165	165 to <170	170 to <175	175 to <180	180 to <185	185 to <190	190 to <195	195 to >200	Total Counts	85pct Speed	10MPH Pace	% in pace	# of Speeders	% Speeders
13/12/2020	00:00	0	0	0	0	2	0	0	0	1	0	0	0	0	0	0	0	0	0	0	0	0	0	0	0	0	0	0	0	0	0	0	0	0	0	0	0	0	0	0	0	3	45	15 to 25	66.7	1	33.3
13/12/2020	01:00	0	0	0	0	0	0	0	0	0	0	0	0	0	0	0	0	0	0	0	0	0	0	0	0	0	0	0	0	0	0	0	0	0	0	0	0	0	0	0	0	0	0	*	*	*	*
13/12/2020	02:00	0	0	0	0	2	0	1	0	0	0	0	0	0	0	0	0	0	0	0	0	0	0	0	0	0	0	0	0	0	0	0	0	0	0	0	0	0	0	0	0	3	35	25 to 35	100.0	1	33.3
13/12/2020	03:00	0	0	0	0	0	0	0	0	0	0	0	0	0	0	0	0	0	0	0	0	0	0	0	0	0	0	0	0	0	0	0	0	0	0	0	0	0	0	0	0	0	0	*	*	*	*
13/12/2020	04:00	0	0	0	0	0	0	0	0	0	0	0	0	0	0	0	0	0	0	0	0	0	0	0	0	0	0	0	0	0	0	0	0	0	0	0	0	0	0	0	0	0	0	*	*	*	*
13/12/2020	05:00	0	0	0	0	0	0	0	0	0	0	0	0	0	0	0	0	0	0	0	0	0	0	0	0	0	0	0	0	0	0	0	0	0	0	0	0	0	0	0	0	0	0	*	*	*	*
13/12/2020	06:00	0	0	0	0	0	0	0	0	0	0	0	0	0	0	0	0	0	0	0	0	0	0	0	0	0	0	0	0	0	0	0	0	0	0	0	0	0	0	0	0	0	0	*	*	*	*
13/12/2020	07:00	0	0	0	0	0	0	1	0	1	0	0	0	0	0	0	0	0	0	0	0	0	0	0	0	0	0	0	0	0	0	0	0	0	0	0	0	0	0	0	0	2	45	35 to 45	100.0	2	100.0
13/12/2020	08:00	0	0	0	0	2	3	6	0	0	0	0	0	0	0	0	0	0	0	0	0	0	0	0	0	0	0	0	0	0	0	0	0	0	0	0	0	0	0	0	0	11	33.3	25 to 35	100.0	6	54.5
13/12/2020	09:00	0	0	0	3	4	8	6	1	1	0	0	0	0	0	0	0	0	0	0	0	0	0	0	0	0	0	0	0	0	0	0	0	0	0	0	0	0	0	0	0	23	34.2	25 to 35	78.3	8	34.8
13/12/2020	10:00	0	0	0	4	19	30	8	5	4	0	0	0	0	0	0	0	0	0	0	0	0	0	0	0	0	0	0	0	0	0	0	0	0	0	0	0	0	0	0	0	70	34.4	25 to 35	81.4	17	24.3
13/12/2020	11:00	0	0	2	7	30	54	19	4	0	0	0	0	0	0	0	0	0	0	0	0	0	0	0	0	0	0	0	0	0	0	0	0	0	0	0	0	0	0	0	0	116	31.6	25 to 35	88.8	23	19.8
13/12/2020	12:00	0	0	3	13	47	71	8	3	0	0	0	0	0	0	0	0	0	0	0	0	0	0	0	0	0	7.6	0	0	0	0	0	0	0	0	0	0	0	0	0	0	145	29.2	20 to 30	90.3	11	7.6
13/12/2020	13:00	0	0	2	18	48	64	18	3	0	0	0	0	0	0	0	0	0	0	0	0	0	0	0	0	0	0	0	0	0	0	0	0	0	0	0	0	0	0	0	0	153	29.8	20 to 30	85.0	21	13.7
13/12/2020	14:00	0	0	3	7	24	48	19	4	1	0	0	0	0	0	0	0	0	0	0	0	0	0	0	0	0	0	0	0	0	0	0	0	0	0	0	0	0	0	0	0	106	32.1	25 to 35	85.8	24	22.6
13/12/2020	15:00	0	0	1	18	40	41	7	1	0	0	0	0	0	0	0	0	0	0	0	0	0	0	0	0	0	0	0	0	0	0	0	0	0	0	0	0	0	0	0	0	108	29	20 to 30	91.7	8	7.4
13/12/2020	16:00	0	0	1	5	15	43	12	5	1	0	0	0	0	0	0	0	0	0	0	0	0	0	0	0	0	0	0	0	0	0	0	0	0	0	0	0	0	0	0	0	82	32.5	25 to 35	85.4	18	22.0
13/12/2020	17:00	0	0	0	0	5	15	6	2	0	0	0	0	0	0	0	0	0	0	0	0	0	0	0	0	0	0	0	0	0	0	0	0	0	0	0	0	0	0	0	0	28	33.3	25 to 35	92.9	8	28.6
13/12/2020	18:00	0	0	0	1	2	5	7	0	0	0	0	0	0	0	0	0	0	0	0	0	0	0	0	0	0	0	0	0	0	0	0	0	0	0	0	0	0	0	0	0	15	33.6	25 to 35	93.3	7	46.7
13/12/2020	19:00	0	1	0	0	3	7	5	2	0	0	0	0	0	0	0	0	0	0	0	0	0	0	0	0	0	0	0	0	0	0	0	0	0	0	0	0	0	0	0	0	18	34	25 to 35	83.3	7	38.9
13/12/2020	20:00	0	0	0	1	3	6	4	2	0	0	0	0	0	0	0	0	0	0	0	0	0	0	0	0	0	0	0	0	0	0	0	0	0	0	0	0	0	0	0	0	16	35	25 to 35	81.3	6	37.5
13/12/2020	21:00	0	0	1	0	1	4	3	0	1	0	0	0	0	0	0	0	0	0	0	1	0	0	0	0	0	0	0	0	0	0	0	0	0	0	0	0	0	0	0	0	10	33.3	25 to 35	80.0	4	40.0
13/12/2020	22:00	0	0	0	0	0	5	0	1	1	0	0	0	0	0	0	0	0	0	0	0	0	0	0	0	0	0	0	0	0	0	0	0	0	0	0	0	0	0	0	0	7	40	30 to 40	85.7	2	28.6
13/12/2020	23:00	0	0	0	0	0	1	1	1	0	1	0	0	0	0	0	0	0	0	0	0	0	0	0	0	0	0	0	0	0	0	0	0	0	0	0	0	0	0	0	0	4	40	30 to 40	75.0	3	75.0
24 Hr Summary		0	1	13	77	247	405	131	34	11	1	0	0	0	0	0	0	0	0	0	0	0	0	0	0	0	0	0	0	0	0	0	0	0	0	0	0	0	0	0	0	920	31.5	25 to 35	85.1	177	19.2

Incoming Histogram
5th 19th Bridge RD from PO

from Sat-Dec-05-2020-11-00-AM to Sat-Dec-19-2020-01-59-PM

Date	Starting Hr:min	<5	5 to <10	10 to <15	15 to <20	20 to <25	25 to <30	30 to <35	35 to <40	40 to <45	45 to <50	50 to <55	55 to <60	60 to <65	65 to <70	70 to <75	75 to <80	80 to <85	85 to <90	90 to <95	95 to <100	100 to <105	105 to <110	110 to <115	115 to <120	120 to <125	125 to <130	130 to <135	135 to <140	140 to <145	145 to <150	150 to <155	155 to <160	160 to <165	165 to <170	170 to <175	175 to <180	180 to <185	185 to <190	190 to <195	195 to >200	Total Counts	85pct Speed	10MPH Pace	% in pace	# of Speeders	% Speeders
14/12/2020	00:00	0	0	0	0	0	0	0	1	0	0	0	0	0	0	0	0	0	0	0	0	0	0	0	0	0	0	0	0	0	0	0	0	0	0	0	0	0	0	0	0	1	40	30 to 40	100.0	1	100.0
14/12/2020	01:00	0	0	0	0	2	0	0	0	0	0	0	0	0	0	0	0	0	0	0	0	0	0	0	0	0	0	0	0	0	0	0	0	0	0	0	0	0	0	0	0	2	25	15 to 25	100.0	*	*
14/12/2020	02:00	0	0	0	0	0	0	0	0	0	0	0	0	0	0	0	0	0	0	0	0	0	0	0	0	0	0	0	0	0	0	0	0	0	0	0	0	0	0	0	0	0	0	*	*	*	*
14/12/2020	03:00	0	0	0	0	0	0	0	0	0	0	0	0	0	0	0	0	0	0	0	0	0	0	0	0	0	0	0	0	0	0	0	0	0	0	0	0	0	0	0	0	0	0	*	*	*	*
14/12/2020	04:00	0	0	0	0	0	0	0	0	0	0	0	0	0	0	0	0	0	0	0	0	0	0	0	0	0	0	0	0	0	0	0	0	0	0	0	0	0	0	0	0	0	0	*	*	*	*
14/12/2020	05:00	0	0	0	0	0	0	0	0	0	0	0	0	0	0	0	0	0	0	0	0	0	0	0	0	0	0	0	0	0	0	0	0	0	0	0	0	0	0	0	0	0	0	*	*	*	*
14/12/2020	06:00	0	0	0	0	1	0	0	0	0	0	0	0	0	0	0	0	0	0	0	0	0	0	0	0	0	0	0	0	0	0	0	0	0	0	0	0	0	0	0	0	1	25	15 to 25	100.0	*	*
14/12/2020	07:00	0	0	0	1	4	11	11	6	1	0	0	0	0	0	0	0	0	0	0	0	0	0	0	0	0	0	0	0	0	0	0	0	0	0	0	0	0	0	0	0	34	36.7	30 to 40	82.4	18	52.9
14/12/2020	08:00	0	0	0	1	8	16	4	2	0	0	0	0	0	0	0	0	0	0	0	0	0	0	0	0	0	0	0	0	0	0	0	0	0	0	0	0	0	0	0	0	31	31.2	25 to 35	90.3	6	19.4
14/12/2020	09:00	0	0	0	3	5	20	9	1	0	0	0	0	0	0	0	0	0	0	0	0	0	0	0	0	0	0	0	0	0	0	0	0	0	0	0	0	0	0	0	0	38	32.2	25 to 35	89.5	10	26.3
14/12/2020	10:00	0	0	0	3	16	36	24	2	0	0	0	0	0	0	0	0	0	0	0	0	0	0	0	0	0	0	0	0	0	0	0	0	0	0	0	0	0	0	0	0	81	32.9	25 to 35	93.8	26	32.1
14/12/2020	11:00	0	0	2	9	26	45	31	2	0	0	0	0	0	0	0	0	0	0	0	0	0	0	0	0	0	0	0	0	0	0	0	0	0	0	0	0	0	0	0	0	115	32.6	25 to 35	88.7	33	28.7
14/12/2020	12:00	0	0	6	7	38	71	23	6	1	0	0	0	0	0	0	0	0	0	0	0	0	0	0	0	0	0	0	0	0	0	0	0	0	0	0	0	0	0	0	0	152	31.5	25 to 35	86.8	30	19.7
14/12/2020	13:00	0	0	5	10	39	56	17	4	0	0	0	0	0	0	0	0	0	0	0	0	0	0	0	0	0	0	0	0	0	0	0	0	0	0	0	0	0	0	0	0	131	30.3	25 to 35	85.5	21	16.0
14/12/2020	14:00	0	3	5	7	55	97	32	1	1	0	0	0	0	0	0	0	0	0	0	0	0	0	0	0	0	0	0	0	0	0	0	0	0	0	0	0	0	0	0	0	201	30.6	25 to 35	91.5	34	16.9
14/12/2020	15:00	0	0	2	1	22	42	9	4	0	0	0	0	0	0	0	0	0	0	0	0	0	0	0	0	0	0	0	0	0	0	0	0	0	0	0	0	0	0	0	0	80	30.6	25 to 35	91.3	13	16.3
14/12/2020	16:00	0	0	3	9	19	44	11	4	1	0	0	0	0	0	0	0	0	0	0	0	0	0	0	0	0	0	0	0	0	0	0	0	0	0	0	0	0	0	0	0	91	30.9	25 to 35	81.3	16	17.6
14/12/2020	17:00	0	0	1	3	17	49	14	1	0	0	0	0	0	0	0	0	0	0	0	0	0	0	0	0	0	0	0	0	0	0	0	0	0	0	0	0	0	0	0	0	85	30.7	25 to 35	94.1	15	17.6
14/12/2020	18:00	0	0	0	1	6	21	13	4	1	1	0	0	0	0	0	0	0	0	0	0	0	0	0	0	0	0	0	0	0	0	0	0	0	0	0	0	0	0	0	0	47	34.6	25 to 35	85.1	19	40.4
14/12/2020	19:00	0	0	0	1	5	19	11	2	2	0	0	0	0	0	0	0	0	0	0	0	0	0	0	0	0	0	0	0	0	0	0	0	0	0	0	0	0	0	0	0	40	34.1	25 to 35	87.5	15	37.5
14/12/2020	20:00	0	0	0	0	2	12	3	1	0	0	0	0	0	0	0	0	0	0	0	0	0	0	0	0	0	0	0	0	0	0	0	0	0	0	0	0	0	0	0	0	18	31.7	25 to 35	94.4	4	22.2
14/12/2020	21:00	0	0	0	1	1	3	5	1	0	0	0	0	0	0	0	0	0	0	1	0	0	0	0	0	0	0	0	0	0	0	0	0	0	0	0	0	0	0	0	0	11	34	25 to 35	81.8	6	54.5
14/12/2020	22:00	0	0	0	1	3	1	1	0	1	0	0	0	0	0	0	0	0	0	0	0	0	0	0	0	0	0	0	0	0	0	0	0	0	0	0	0	0	0	0	0	7	35	20 to 30	71.4	2	28.6
14/12/2020	23:00	0	0	0	0	2	1	1	0	1	1	0	0	0	0	0	0	0	0	0	0	0	0	0	0	0	0	0	0	0	0	0	0	0	0	0	0	0	0	0	0	6	45	25 to 35	66.7	3	50.0
24 Hr Summary		0	3	24	58	271	544	219	42	9	2	0	0	0	0	0	0	0	0	0	0	0	0	0	0	0	0	0	0	0	0	0	0	0	0	0	0	0	0	0	0	1172	32.2	25 to 35	88.2	272	23.2

Incoming Histogram
5th 19th Bridge RD from PO

from Sat-Dec-05-2020-11-00-AM to Sat-Dec-19-2020-01-59-PM

Date	Starting Hr:min	<5	5 to <10	10 to <15	15 to <20	20 to <25	25 to <30	30 to <35	35 to <40	40 to <45	45 to <50	50 to <55	55 to <60	60 to <65	65 to <70	70 to <75	75 to <80	80 to <85	85 to <90	90 to <95	95 to <100	100 to <105	105 to <110	110 to <115	115 to <120	120 to <125	125 to <130	130 to <135	135 to <140	140 to <145	145 to <150	150 to <155	155 to <160	160 to <165	165 to <170	170 to <175	175 to <180	180 to <185	185 to <190	190 to <195	195 to >200	Total Counts	85pct Speed	10MPH Pace	% in pace	# of Speeders	% Speeders
15/12/2020	00:00	0	0	0	0	0	0	1	0	0	0	0	0	0	0	0	0	0	0	0	0	0	0	0	0	0	0	0	0	0	0	0	0	0	0	0	0	0	0	0	0	1	35	25 to 35	100.0	1	100.0
15/12/2020	01:00	0	0	0	0	0	0	0	0	0	0	0	0	0	0	0	0	0	0	0	0	0	0	0	0	*	0	0	0	0	0	0	0	0	0	0	0	0	0	0	0	0	0	*	*	*	*
15/12/2020	02:00	0	0	0	0	0	0	0	0	0	0	0	0	0	0	0	0	0	0	0	0	0	0	0	0	0	0	0	0	0	0	0	0	0	0	0	0	0	0	0	0	0	0	*	*	*	*
15/12/2020	03:00	0	0	0	0	0	0	0	0	0	0	0	0	0	0	0	0	0	0	0	0	0	0	0	0	0	0	0	0	0	0	0	0	0	0	0	0	0	0	0	0	0	0	*	*	*	*
15/12/2020	04:00	0	0	0	0	0	0	0	0	0	0	0	0	0	0	0	0	0	0	0	0	0	0	0	0	0	0	0	0	0	0	0	0	0	0	0	0	0	0	0	0	0	0	*	*	*	*
15/12/2020	05:00	0	0	1	0	0	2	0	0	0	0	0	0	0	0	0	0	0	0	0	0	0	0	0	0	0	0	0	0	0	0	0	0	0	0	0	0	0	0	0	0	3	30	20 to 30	66.7	*	*
15/12/2020	06:00	0	0	0	0	0	0	1	1	1	0	0	0	0	0	0	0	0	0	0	0	0	0	0	0	0	0	0	0	0	0	0	0	0	0	0	0	0	0	0	0	3	45	35 to 45	100.0	3	100.0
15/12/2020	07:00	0	0	0	0	0	4	8	5	2	0	0	0	0	0	0	0	0	0	0	0	0	0	0	0	0	0	0	0	0	0	0	0	0	0	0	0	0	0	0	0	19	39	30 to 40	89.5	15	78.9
15/12/2020	08:00	0	0	0	3	6	13	12	3	0	1	0	0	0	0	0	0	0	0	0	0	0	0	0	0	0	0	0	0	0	0	0	0	0	0	0	0	0	0	0	0	38	34.2	25 to 35	81.6	16	42.1
15/12/2020	09:00	0	0	1	5	6	37	10	5	1	0	0	0	0	0	0	0	0	0	0	0	0	0	0	0	0	0	0	0	0	0	0	0	0	0	0	0	0	0	0	0	65	33	25 to 35	81.5	16	24.6
15/12/2020	10:00	0	0	0	4	14	44	20	4	1	0	0	0	0	0	0	0	0	0	0	0	0	0	0	0	0	0	0	0	0	0	0	0	0	0	0	0	0	0	0	0	87	33	25 to 35	89.7	25	28.7
15/12/2020	11:00	0	0	0	8	28	50	24	5	1	0	0	0	0	0	0	0	0	0	0	0	0	0	0	0	0	0	0	0	0	0	0	0	0	0	0	0	0	0	0	0	116	32.7	25 to 35	87.9	30	25.9
15/12/2020	12:00	0	0	1	9	19	58	21	3	1	0	0	0	0	0	0	0	0	0	0	0	0	0	0	0	0	0	0	0	0	0	0	0	0	0	0	0	0	0	0	0	112	31.9	25 to 35	87.5	25	22.3
15/12/2020	13:00	0	0	3	6	22	60	27	5	0	0	0	0	0	0	0	0	0	0	0	0	0	0	0	0	0	0	0	0	0	0	0	0	0	0	0	0	0	0	0	0	123	32.6	25 to 35	88.6	32	26.0
15/12/2020	14:00	0	1	2	7	33	37	20	1	0	0	0	0	0	0	0	0	0	0	0	0	0	0	0	0	0	0	0	0	0	0	0	0	0	0	0	0	0	0	0	0	101	31.5	25 to 35	89.1	21	20.8
15/12/2020	15:00	0	0	4	11	31	56	21	2	0	0	0	0	0	0	0	0	0	0	0	0	0	0	0	0	0	0	0	0	0	0	0	0	0	0	0	0	0	0	0	0	125	31	25 to 35	86.4	23	18.4
15/12/2020	16:00	0	0	2	6	12	36	11	6	0	0	0	0	0	0	0	0	0	0	0	0	0	0	0	0	0	0	0	0	0	0	0	0	0	0	0	0	0	0	0	0	73	32.7	25 to 35	80.8	17	23.3
15/12/2020	17:00	0	0	4	4	15	25	19	2	1	1	0	0	0	0	0	0	0	0	0	0	0	0	0	0	0	0	0	0	0	0	0	0	0	0	0	0	0	0	0	0	71	33.2	25 to 35	83.1	23	32.4
15/12/2020	18:00	0	0	1	5	12	25	9	4	0	0	0	0	0	0	0	0	0	0	0	0	0	0	0	0	0	0	0	0	0	0	0	0	0	0	0	0	0	0	0	0	56	32.8	25 to 35	82.1	13	23.2
15/12/2020	19:00	0	0	0	0	8	18	3	3	0	0	0	0	0	0	0	0	0	0	0	0	0	0	0	0	0	0	0	0	0	0	0	0	0	0	0	0	0	0	0	0	32	31.7	25 to 35	90.6	6	18.8
15/12/2020	20:00	0	0	0	0	3	3	4	4	0	0	0	0	0	0	0	0	0	0	0	0	0	0	0	0	0	0	0	0	0	0	0	0	0	0	0	0	0	0	0	0	14	37.5	30 to 40	78.6	8	57.1
15/12/2020	21:00	0	0	0	1	1	0	5	3	0	0	0	0	0	0	0	0	0	0	0	1	0	0	0	0	0	0	0	0	0	0	0	0	0	0	0	0	0	0	0	0	10	36.7	30 to 40	80.0	8	80.0
15/12/2020	22:00	0	0	0	0	0	0	4	2	0	0	0	0	0	0	0	0	0	0	0	0	0	0	0	0	0	0	0	0	0	0	0	0	0	0	0	0	0	0	0	0	6	37.5	30 to 40	100.0	6	100.0
15/12/2020	23:00	0	0	0	0	1	1	2	2	0	0	0	0	0	0	0	0	0	0	0	0	0	0	0	0	0	0	0	0	0	0	0	0	0	0	0	0	0	0	0	0	6	37.5	30 to 40	83.3	4	66.7
24 Hr Summary		0	1	19	69	211	469	222	60	8	2	0	0	0	0	0	0	0	0	0	0	0	0	0	0	0	0	0	0	0	0	0	0	0	0	0	0	0	0	0	0	1061	33	25 to 35	85.0	292	27.5

Incoming Histogram
5th 19th Bridge RD from PO

from Sat-Dec-05-2020-11-00-AM to Sat-Dec-19-2020-01-59-PM

Date	Starting Hr:min	<5	5 to <10	10 to <15	15 to <20	20 to <25	25 to <30	30 to <35	35 to <40	40 to <45	45 to <50	50 to <55	55 to <60	60 to <65	65 to <70	70 to <75	75 to <80	80 to <85	85 to <90	90 to <95	95 to <100	100 to <105	105 to <110	110 to <115	115 to <120	120 to <125	125 to <130	130 to <135	135 to <140	140 to <145	145 to <150	150 to <155	155 to <160	160 to <165	165 to <170	170 to <175	175 to <180	180 to <185	185 to <190	190 to <195	195 to >200	Total Counts	85pct Speed	10MPH Pace	% in pace	# of Speeders	% Speeders
16/12/2020	00:00	0	0	0	0	0	0	0	0	0	0	0	0	0	0	0	0	0	0	0	0	0	0	0	0	0	0	0	0	0	0	0	0	0	0	0	0	0	0	0	0	0	*	*	*	*
16/12/2020	01:00	0	0	0	0	0	0	0	0	0	0	0	0	0	0	0	0	0	0	0	0	0	0	0	0	0	0	0	0	0	0	0	0	0	0	0	0	0	0	0	0	0	*	*	*	*
16/12/2020	02:00	0	0	0	0	0	0	1	1	0	0	0	0	0	0	0	0	0	0	0	0	0	0	0	0	0	0	0	0	0	0	0	0	0	0	0	0	0	0	0	0	2	40	30 to 40	100.0	2	100.0
16/12/2020	03:00	0	0	0	0	0	1	0	0	0	0	0	0	0	0	0	0	0	0	0	0	0	0	0	0	0	0	0	0	0	0	0	0	0	0	0	0	0	0	0	0	1	30	20 to 30	100.0	*	*
16/12/2020	04:00	0	0	0	0	0	0	0	0	0	0	0	0	0	0	0	0	0	0	0	0	0	0	0	0	0	0	0	0	0	0	0	0	0	0	0	0	0	0	0	0	0	*	*	*	*
16/12/2020	05:00	0	0	0	0	0	0	0	1	0	0	0	0	0	0	0	0	0	0	0	0	0	0	0	0	0	0	0	0	0	0	0	0	0	0	0	0	0	0	0	0	1	40	30 to 40	100.0	1	100.0
16/12/2020	06:00	0	0	0	0	1	3	0	1	0	0	0	0	0	0	0	0	0	0	0	0	0	0	0	0	0	0	0	0	0	0	0	0	0	0	0	0	0	0	0	0	5	30	20 to 30	80.0	1	20.0
16/12/2020	07:00	0	1	1	0	1	4	11	4	2	0	0	0	0	0	0	0	0	0	0	0	0	0	0	0	0	0	0	0	0	0	0	0	0	0	0	0	0	0	0	0	24	37.5	30 to 40	79.2	17	70.8
16/12/2020	08:00	0	1	2	4	8	16	9	1	0	1	0	0	0	0	0	0	0	0	0	0	0	0	0	0	0	0	0	0	0	0	0	0	0	0	0	0	0	0	0	0	42	32.8	25 to 35	78.6	11	26.2
16/12/2020	09:00	0	0	2	5	20	33	11	4	0	0	0	0	0	0	0	0	0	0	0	0	0	0	0	0	0	0	0	0	0	0	0	0	0	0	0	0	0	0	0	0	75	31.8	25 to 35	85.3	15	20.0
16/12/2020	10:00	0	0	0	8	35	48	13	5	0	0	0	0	0	0	0	0	0	0	0	0	0	0	0	0	0	0	0	0	0	0	0	0	0	0	0	0	0	0	0	0	109	30.8	25 to 35	88.1	18	16.5
16/12/2020	11:00	0	1	0	8	26	46	16	8	0	0	0	0	0	0	0	0	0	0	0	0	0	0	0	0	0	0	0	0	0	0	0	0	0	0	0	0	0	0	0	0	105	32.5	25 to 35	83.8	24	22.9
16/12/2020	12:00	0	2	9	20	38	10	3	0	0	0	0	0	0	0	0	0	0	0	0	0	0	0	0	0	0	0	0	0	0	0	0	0	0	0	0	0	0	0	0	0	82	25.5	20 to 30	82.9	3	3.7
16/12/2020	13:00	0	1	4	24	34	31	9	1	0	0	0	0	0	0	0	0	0	0	0	0	0	0	0	0	0	0	0	0	0	0	0	0	0	0	0	0	0	0	0	0	104	29	20 to 30	85.6	10	9.6
16/12/2020	14:00	0	0	4	10	35	46	12	1	0	0	0	0	0	0	0	0	0	0	0	0	0	0	0	0	0	0	0	0	0	0	0	0	0	0	0	0	0	0	0	0	108	29.7	25 to 35	86.1	13	12.0
16/12/2020	15:00	0	1	2	9	21	48	10	1	0	0	0	0	0	0	0	0	0	0	0	0	0	0	0	0	0	0	0	0	0	0	0	0	0	0	0	0	0	0	0	0	92	29.7	25 to 35	85.9	11	12.0
16/12/2020	16:00	0	3	3	20	42	41	10	4	0	0	0	0	0	0	0	0	0	0	0	0	0	0	0	0	0	0	0	0	0	0	0	0	0	0	0	0	0	0	0	0	123	29.5	20 to 30	83.7	14	11.4
16/12/2020	17:00	0	1	1	3	16	27	15	3	1	0	0	0	0	0	0	0	0	0	0	0	0	0	0	0	0	0	0	0	0	0	0	0	0	0	0	0	0	0	0	0	67	33	25 to 35	86.6	19	28.4
16/12/2020	18:00	0	0	0	1	7	23	17	4	1	0	0	0	0	0	0	0	0	0	0	0	0	0	0	0	0	0	0	0	0	0	0	0	0	0	0	0	0	0	0	0	53	34.1	25 to 35	88.7	22	41.5
16/12/2020	19:00	0	0	0	0	6	14	6	4	0	0	0	0	0	0	0	0	0	0	0	0	0	0	0	0	0	0	0	0	0	0	0	0	0	0	0	0	0	0	0	0	30	35	25 to 35	86.7	10	33.3
16/12/2020	20:00	0	0	0	0	0	5	2	1	0	0	0	0	0	0	0	0	0	0	0	0	0	0	0	0	0	0	0	0	0	0	0	0	0	0	0	0	0	0	0	0	8	35	30 to 40	100.0	3	37.5
16/12/2020	21:00	0	0	0	0	0	2	2	0	0	0	0	0	0	0	0	0	0	0	0	0	0	0	0	0	0	0	0	0	0	0	0	0	0	0	0	0	0	0	0	0	4	32.5	25 to 35	100.0	2	50.0
16/12/2020	22:00	0	0	0	0	1	2	2	2	0	1	0	0	0	0	0	0	0	0	0	0	0	0	0	0	0	0	0	0	0	0	0	0	0	0	0	0	0	0	0	0	8	40	30 to 40	75.0	5	62.5
16/12/2020	23:00	0	0	0	0	0	0	0	2	0	0	0	0	0	0	0	0	0	0	0	0	0	0	0	0	0	0	0	0	0	0	0	0	0	0	0	0	0	0	0	0	2	40	30 to 40	100.0	2	100.0
24 Hr Summary		0	11	28	112	291	400	149	48	4	2	0	0	0	0	0	0	0	0	0	0	0	0	0	0	0	0	0	0	0	0	0	0	0	0	0	0	0	0	0	0	1045	31.5	25 to 35	80.4	203	19.4

Incoming Histogram
5th 19th Bridge RD from PO

from Sat-Dec-05-2020-11-00-AM to Sat-Dec-19-2020-01-59-PM

Date	Starting Hr:min	<5	5 to <10	10 to <15	15 to <20	20 to <25	25 to <30	30 to <35	35 to <40	40 to <45	45 to <50	50 to <55	55 to <60	60 to <65	65 to <70	70 to <75	75 to <80	80 to <85	85 to <90	90 to <95	95 to <100	100 to <105	105 to <110	110 to <115	115 to <120	120 to <125	125 to <130	130 to <135	135 to <140	140 to <145	145 to <150	150 to <155	155 to <160	160 to <165	165 to <170	170 to <175	175 to <180	180 to <185	185 to <190	190 to <195	195 to >200	Total Counts	85pct Speed	10MPH Pace	% in pace	# of Speeders	% Speeders
17/12/2020	00:00	0	0	0	0	0	0	0	0	0	0	0	0	0	0	0	0	0	0	0	0	0	0	0	0	0	0	0	0	0	0	0	0	0	0	0	0	0	0	0	0	0	*	*	*	*
17/12/2020	01:00	0	0	0	0	0	2	0	1	0	0	0	0	0	0	0	0	0	0	0	0	0	0	0	0	0	0	0	0	0	0	0	0	0	0	0	0	0	0	0	2	40	30 to 40	100.0	1	50.0
17/12/2020	02:00	0	0	0	0	1	1	0	0	0	0	0	0	0	0	0	0	0	0	0	0	0	0	0	0	0	0	0	0	0	0	0	0	0	0	0	0	0	0	0	2	30	20 to 30	100.0	*	*
17/12/2020	03:00	0	1	0	0	0	0	0	0	0	0	0	0	0	0	0	0	0	0	0	0	0	0	0	0	0	0	0	0	0	0	0	0	0	0	0	0	0	0	0	1	10	5 to 15	100.0	*	*
17/12/2020	04:00	0	0	0	0	0	0	0	0	0	0	0	0	0	0	0	0	0	0	0	0	0	0	0	0	0	0	0	0	0	0	0	0	0	0	0	0	0	0	0	0	0	*	*	*	*
17/12/2020	05:00	0	0	0	0	0	0	0	0	0	0	0	0	0	0	0	0	0	0	0	0	0	0	0	0	0	0	0	0	0	0	0	0	0	0	0	0	0	0	0	0	0	*	*	*	*
17/12/2020	06:00	0	0	0	0	0	0	2	1	1	0	0	0	0	0	0	0	0	0	0	0	0	0	0	0	0	0	0	0	0	0	0	0	0	0	0	0	0	0	0	4	40	35 to 45	100.0	4	100.0
17/12/2020	07:00	0	0	0	0	1	9	11	2	2	0	0	0	0	0	0	0	0	0	0	0	0	0	0	0	0	0	0	0	0	0	0	0	0	0	0	0	0	0	0	25	35	30 to 40	88.0	15	60.0
17/12/2020	08:00	0	0	1	1	6	15	11	3	0	1	0	0	0	0	0	0	0	0	0	0	0	0	0	0	0	0	0	0	0	0	0	0	0	0	0	0	0	0	0	38	34.1	25 to 35	84.2	15	39.5
17/12/2020	09:00	0	0	1	7	15	32	23	4	0	0	0	0	0	0	0	0	0	0	0	0	0	0	0	0	0	0	0	0	0	0	0	0	0	0	0	0	0	0	0	82	33.3	25 to 35	85.4	27	32.9
17/12/2020	10:00	0	0	1	3	18	47	17	2	1	0	0	0	0	0	0	0	0	0	0	0	0	0	0	0	0	0	0	0	0	0	0	0	0	0	0	0	0	0	0	89	32.1	25 to 35	92.1	20	22.5
17/12/2020	11:00	0	0	1	9	14	46	26	4	0	0	0	0	0	0	0	0	0	0	0	0	0	0	0	0	0	0	0	0	0	0	0	0	0	0	0	0	0	0	0	100	32.9	25 to 35	86.0	30	30.0
17/12/2020	12:00	0	0	2	7	25	57	21	0	1	0	0	0	0	0	0	0	0	0	0	0	0	0	0	0	0	0	0	0	0	0	0	0	0	0	0	0	0	0	0	113	31.2	25 to 35	91.2	22	19.5
17/12/2020	13:00	0	0	4	15	31	60	22	5	1	0	0	0	0	0	0	0	0	0	0	0	0	0	0	0	0	0	0	0	0	0	0	0	0	0	0	0	0	0	0	138	31.6	25 to 35	81.9	28	20.3
17/12/2020	14:00	0	0	1	10	27	53	22	2	0	0	0	0	0	0	0	0	0	0	0	0	0	0	0	0	0	0	0	0	0	0	0	0	0	0	0	0	0	0	0	115	31.6	25 to 35	88.7	24	20.9
17/12/2020	15:00	0	0	9	10	28	44	22	2	0	0	0	0	0	0	0	0	0	0	0	0	0	0	0	0	0	0	0	0	0	0	0	0	0	0	0	0	0	0	0	115	31.6	25 to 35	81.7	24	20.9
17/12/2020	16:00	0	0	1	12	28	49	13	5	0	0	0	0	0	0	0	0	0	0	0	0	0	0	0	0	0	0	0	0	0	0	0	0	0	0	0	0	0	0	0	108	30.8	25 to 35	83.3	18	16.7
17/12/2020	17:00	0	1	2	2	16	34	19	4	0	1	0	0	0	0	0	0	0	0	0	0	0	0	0	0	0	0	0	0	0	0	0	0	0	0	0	0	0	0	0	79	33.2	25 to 35	87.3	24	30.4
17/12/2020	18:00	0	0	0	0	10	24	13	1	0	0	0	0	0	0	0	0	0	0	0	0	0	0	0	0	0	0	0	0	0	0	0	0	0	0	0	0	0	0	0	48	32.7	25 to 35	97.9	14	29.2
17/12/2020	19:00	0	0	0	0	11	16	18	3	1	0	0	0	0	0	0	0	0	0	0	0	0	0	0	0	0	0	0	0	0	0	0	0	0	0	0	0	0	0	0	49	34.2	25 to 35	91.8	22	44.9
17/12/2020	20:00	0	0	0	0	2	12	6	1	1	1	0	0	0	0	0	0	0	0	0	0	0	0	0	0	0	0	0	0	0	0	0	0	0	0	0	0	0	0	0	23	35	25 to 35	87.0	9	39.1
17/12/2020	21:00	0	0	0	0	0	2	0	2	0	0	0	0	0	0	0	0	0	0	0	0	0	0	0	0	0	0	0	0	0	0	0	0	0	0	0	0	0	0	0	4	37.5	30 to 40	100.0	2	50.0
17/12/2020	22:00	0	0	0	0	4	2	0	0	3	0	0	0	0	0	0	0	0	0	0	0	0	0	0	0	0	0	0	0	0	0	0	0	0	0	0	0	0	0	0	9	43.3	20 to 30	66.7	3	33.3
17/12/2020	23:00	0	0	0	0	0	0	1	1	1	0	0	0	0	0	0	0	0	0	0	0	0	0	0	0	0	0	0	0	0	0	0	0	0	0	0	0	0	0	0	3	45	35 to 45	100.0	3	100.0
24 Hr Summary		0	2	23	76	237	504	247	43	12	3	0	0	0	0	0	0	0	0	0	0	0	0	0	0	0	0	0	0	0	0	0	0	0	0	0	0	0	0	0	1147	32.7	25 to 35	86.1	305	26.6

Incoming Histogram
5th 19th Bridge RD from PO

from Sat-Dec-05-2020-11-00-AM to Sat-Dec-19-2020-01-59-PM

Date	Starting Hr:min	<5	5 to <10	10 to <15	15 to <20	20 to <25	25 to <30	30 to <35	35 to <40	40 to <45	45 to <50	50 to <55	55 to <60	60 to <65	65 to <70	70 to <75	75 to <80	80 to <85	85 to <90	90 to <95	95 to <100	100 to <105	105 to <110	110 to <115	115 to <120	120 to <125	125 to <130	130 to <135	135 to <140	140 to <145	145 to <150	150 to <155	155 to <160	160 to <165	165 to <170	170 to <175	175 to <180	180 to <185	185 to <190	190 to <195	195 to >200	Total Counts	85pct Speed	10MPH Pace	% in pace	# of Speeders	% Speeders
18/12/2020	00:00	0	0	0	0	0	1	1	0	1	1	0	0	0	0	0	0	0	0	0	0	0	0	0	0	0	0	0	0	0	0	0	0	0	0	0	0	0	0	0	0	4	45	25 to 35	50.0	3	75.0
18/12/2020	01:00	0	0	0	0	0	1	1	0	0	0	0	0	0	0	0	0	0	0	0	0	0	0	0	0	0	0	0	0	0	0	0	0	0	0	0	0	0	0	0	0	1	35	25 to 35	100.0	1	100.0
18/12/2020	02:00	0	0	0	0	0	0	0	0	0	0	0	0	0	0	0	0	0	0	0	0	0	0	0	0	0	0	0	0	0	0	0	0	0	0	0	0	0	0	0	0	0	0	*	*	*	*
18/12/2020	03:00	0	0	0	0	0	0	0	0	0	0	0	0	0	0	0	0	0	0	0	0	0	0	0	0	0	0	0	0	0	0	0	0	0	0	0	0	0	0	0	0	0	0	*	*	*	*
18/12/2020	04:00	0	0	0	0	0	0	1	1	0	0	0	0	0	0	0	0	0	0	0	0	0	0	0	0	0	0	0	0	0	0	0	0	0	0	0	0	0	0	0	0	2	40	30 to 40	100.0	2	100.0
18/12/2020	05:00	0	0	0	0	0	1	0	0	0	0	0	0	0	0	0	0	0	0	0	0	0	0	0	0	0	0	0	0	0	0	0	0	0	0	0	0	0	0	0	0	1	30	20 to 30	100.0	*	*
18/12/2020	06:00	0	0	0	0	0	1	3	0	0	0	0	0	0	0	0	0	0	0	0	0	0	0	0	0	0	0	0	0	0	0	0	0	0	0	0	0	0	0	0	0	4	33.3	25 to 35	100.0	3	75.0
18/12/2020	07:00	0	0	0	0	3	8	12	4	3	0	0	0	0	0	0	0	0	0	0	0	0	0	0	0	0	0	0	0	0	0	0	0	0	0	0	0	0	0	0	0	30	38.8	30 to 40	80.0	19	63.3
18/12/2020	08:00	0	0	1	2	3	17	12	2	0	0	0	0	0	0	0	0	0	0	0	0	0	0	0	0	0	0	0	0	0	0	0	0	0	0	0	0	0	0	0	0	37	33.3	25 to 35	86.5	14	37.8
18/12/2020	09:00	0	0	1	5	18	32	17	2	1	0	0	0	0	0	0	0	0	0	0	0	0	0	0	0	0	0	0	0	0	0	0	0	0	0	0	0	0	0	0	0	76	32.6	25 to 35	88.2	20	26.3
18/12/2020	10:00	0	0	2	9	27	49	14	3	0	0	0	0	0	0	0	0	0	0	0	0	0	0	0	0	0	0	0	0	0	0	0	0	0	0	0	0	0	0	0	0	104	30.4	25 to 35	86.5	17	16.3
18/12/2020	11:00	0	0	1	11	25	52	19	5	0	0	0	0	0	0	0	0	0	0	0	0	0	0	0	0	0	0	0	0	0	0	0	0	0	0	0	0	0	0	0	0	113	31.8	25 to 35	85.0	24	21.2
18/12/2020	12:00	0	2	0	9	25	55	16	3	0	0	0	0	0	0	0	0	0	0	0	0	0	0	0	0	0	0	0	0	0	0	0	0	0	0	0	0	0	0	0	0	110	30.9	25 to 35	87.3	19	17.3
18/12/2020	13:00	0	0	3	12	36	43	12	1	1	0	0	0	0	0	0	0	0	0	0	0	0	0	0	0	0	0	0	0	0	0	0	0	0	0	0	0	0	0	0	0	108	29.8	20 to 30	84.3	14	13.0
18/12/2020	14:00	0	0	6	13	25	61	28	3	0	0	0	0	0	0	0	0	0	0	0	0	0	0	0	0	0	0	0	0	0	0	0	0	0	0	0	0	0	0	0	0	136	32	25 to 35	83.8	31	22.8
18/12/2020	15:00	0	0	3	6	38	57	15	5	1	0	0	0	0	0	0	0	0	0	0	0	0	0	0	0	0	0	0	0	0	0	0	0	0	0	0	0	0	0	0	0	125	30.7	25 to 35	88.0	21	16.8
18/12/2020	16:00	0	0	2	3	22	45	13	4	0	0	0	0	0	0	0	0	0	0	0	0	0	0	0	0	0	0	0	0	0	0	0	0	0	0	0	0	0	0	0	0	89	31.5	25 to 35	89.9	17	19.1
18/12/2020	17:00	0	1	2	3	9	32	14	4	1	0	0	0	0	0	0	0	0	0	0	0	0	0	0	0	0	0	0	0	0	0	0	0	0	0	0	0	0	0	0	0	66	33.2	25 to 35	83.3	19	28.8
18/12/2020	18:00	0	0	1	2	7	30	14	4	0	1	0	0	0	0	0	0	0	0	0	0	0	0	0	0	0	0	0	0	0	0	0	0	0	0	0	0	0	0	0	0	59	33.6	25 to 35	86.4	19	32.2
18/12/2020	19:00	0	0	0	2	6	20	10	1	1	0	0	0	0	0	0	0	0	0	0	0	0	0	0	0	0	0	0	0	0	0	0	0	0	0	0	0	0	0	0	0	40	33	25 to 35	90.0	12	30.0
18/12/2020	20:00	0	0	0	0	1	11	7	6	1	0	0	0	0	0	0	0	0	0	0	0	0	0	0	0	0	0	0	0	0	0	0	0	0	0	0	0	0	0	0	0	26	37.5	30 to 40	92.3	14	53.8
18/12/2020	21:00	0	0	0	0	2	1	3	0	0	0	0	0	0	0	0	0	0	0	0	0	0	0	0	0	0	0	0	0	0	0	0	0	0	0	0	0	0	0	0	0	6	33.3	25 to 35	100.0	3	50.0
18/12/2020	22:00	0	0	0	0	1	3	1	1	0	0	0	0	0	0	0	0	0	0	0	0	0	0	0	0	0	0	0	0	0	0	0	0	0	0	0	0	0	0	0	0	6	35	25 to 35	83.3	2	33.3
18/12/2020	23:00	0	0	0	0	0	1	0	0	0	1	0	0	0	0	0	0	0	0	0	0	0	0	0	0	0	0	0	0	0	0	0	0	0	0	0	0	0	0	0	0	2	50	20 to 30	50.0	1	50.0
24 Hr Summary		0	3	22	77	248	520	213	49	10	3	0	0	0	0	0	0	0	0	0	0	0	0	0	0	0	0	0	0	0	0	0	0	0	0	0	0	0	0	0	0	1145	32.4	25 to 35	85.7	275	24.0

Incoming Histogram
5th 19th Bridge RD from PO

from Sat-Dec-05-2020-11-00-AM to Sat-Dec-19-2020-01-59-PM

Date	Starting Hr:min	<5	5 to <10	10 to <15	15 to <20	20 to <25	25 to <30	30 to <35	35 to <40	40 to <45	45 to <50	50 to <55	55 to <60	60 to <65	65 to <70	70 to <75	75 to <80	80 to <85	85 to <90	90 to <95	95 to <100	100 to <105	105 to <110	110 to <115	115 to <120	120 to <125	125 to <130	130 to <135	135 to <140	140 to <145	145 to <150	150 to <155	155 to <160	160 to <165	165 to <170	170 to <175	175 to <180	180 to <185	185 to <190	190 to <195	195 to >200	Total Counts	85pct Speed	10MPH Pace	% in pace	# of Speeders	% Speeders
19/12/2020	00:00	0	0	0	0	0	1	1	0	1	0	1	0	0	0	0	0	0	0	0	0	0	0	0	0	0	0	0	0	0	0	0	0	0	0	0	0	0	0	0	4	45	25 to 35	50.0	3	75.0
19/12/2020	01:00	0	0	0	0	0	0	0	0	0	0	0	0	0	0	0	0	0	0	0	0	0	0	0	0	0	0	0	0	0	0	0	0	0	0	0	0	0	0	0	0	0	*	*	*	*
19/12/2020	02:00	0	0	0	0	0	0	0	0	0	0	0	0	0	0	0	0	0	0	0	0	0	0	0	0	0	0	0	0	0	0	0	0	0	0	0	0	0	0	0	0	0	*	*	*	*
19/12/2020	03:00	0	0	0	0	0	0	0	0	0	0	0	0	0	0	0	0	0	0	0	0	0	0	0	0	0	0	0	0	0	0	0	0	0	0	0	0	0	0	0	0	0	*	*	*	*
19/12/2020	04:00	0	0	0	0	0	0	0	0	0	0	0	0	0	0	0	0	0	0	0	0	0	0	0	0	0	0	0	0	0	0	0	0	0	0	0	0	0	0	0	0	0	*	*	*	*
19/12/2020	05:00	0	0	0	0	0	0	0	0	0	0	0	0	0	0	0	0	0	0	0	0	0	0	0	0	0	0	0	0	0	0	0	0	0	0	0	0	0	0	0	0	0	*	*	*	*
19/12/2020	06:00	0	0	0	0	2	0	0	0	0	0	0	0	0	0	0	0	0	0	0	0	0	0	0	0	0	0	0	0	0	0	0	0	0	0	0	0	0	0	0	2	25	15 to 25	100.0	*	*
19/12/2020	07:00	0	0	0	0	0	2	3	1	1	0	0	0	0	0	0	0	0	0	0	0	0	0	0	0	0	0	0	0	0	0	0	0	0	0	0	0	0	0	0	7	40	30 to 40	85.7	5	71.4
19/12/2020	08:00	0	0	0	4	5	9	3	3	1	0	0	0	0	0	0	0	0	0	0	0	0	0	0	0	0	0	0	0	0	0	0	0	0	0	0	0	0	0	0	25	35	20 to 30	72.0	7	28.0
19/12/2020	09:00	0	0	0	1	10	18	7	1	0	0	0	0	0	0	0	0	0	0	0	0	0	0	0	0	0	0	0	0	0	0	0	0	0	0	0	0	0	0	0	37	31.4	25 to 35	94.6	8	21.6
19/12/2020	10:00	0	0	0	3	11	43	11	4	1	0	0	0	0	0	0	0	0	0	0	0	0	0	0	0	0	0	0	0	0	0	0	0	0	0	0	0	0	0	0	73	32.3	25 to 35	89.0	16	21.9
19/12/2020	11:00	0	0	2	6	34	58	13	4	0	0	0	0	0	0	0	0	0	0	0	0	0	0	0	0	0	0	0	0	0	0	0	0	0	0	0	0	0	0	0	117	29.9	25 to 35	89.7	17	14.5
19/12/2020	12:00	0	0	2	18	44	57	24	5	0	0	0	0	0	0	0	0	0	0	0	0	0	0	0	0	0	0	0	0	0	0	0	0	0	0	0	0	0	0	0	150	31.5	25 to 35	83.3	29	19.3
19/12/2020	13:00	0	0	3	11	27	27	10	0	0	0	0	0	0	0	0	0	0	0	0	0	0	0	0	0	0	0	0	0	0	0	0	0	0	0	0	0	0	0	0	78	29.6	20 to 30	83.3	10	12.8
24 Hr Summary		0	0	7	43	133	215	72	18	4	0	1	0	0	0	0	0	0	0	0	0	0	0	0	0	0	0	0	0	0	0	0	0	0	0	0	0	0	0	0	493	32.2	25 to 35	85.7	95	19.3

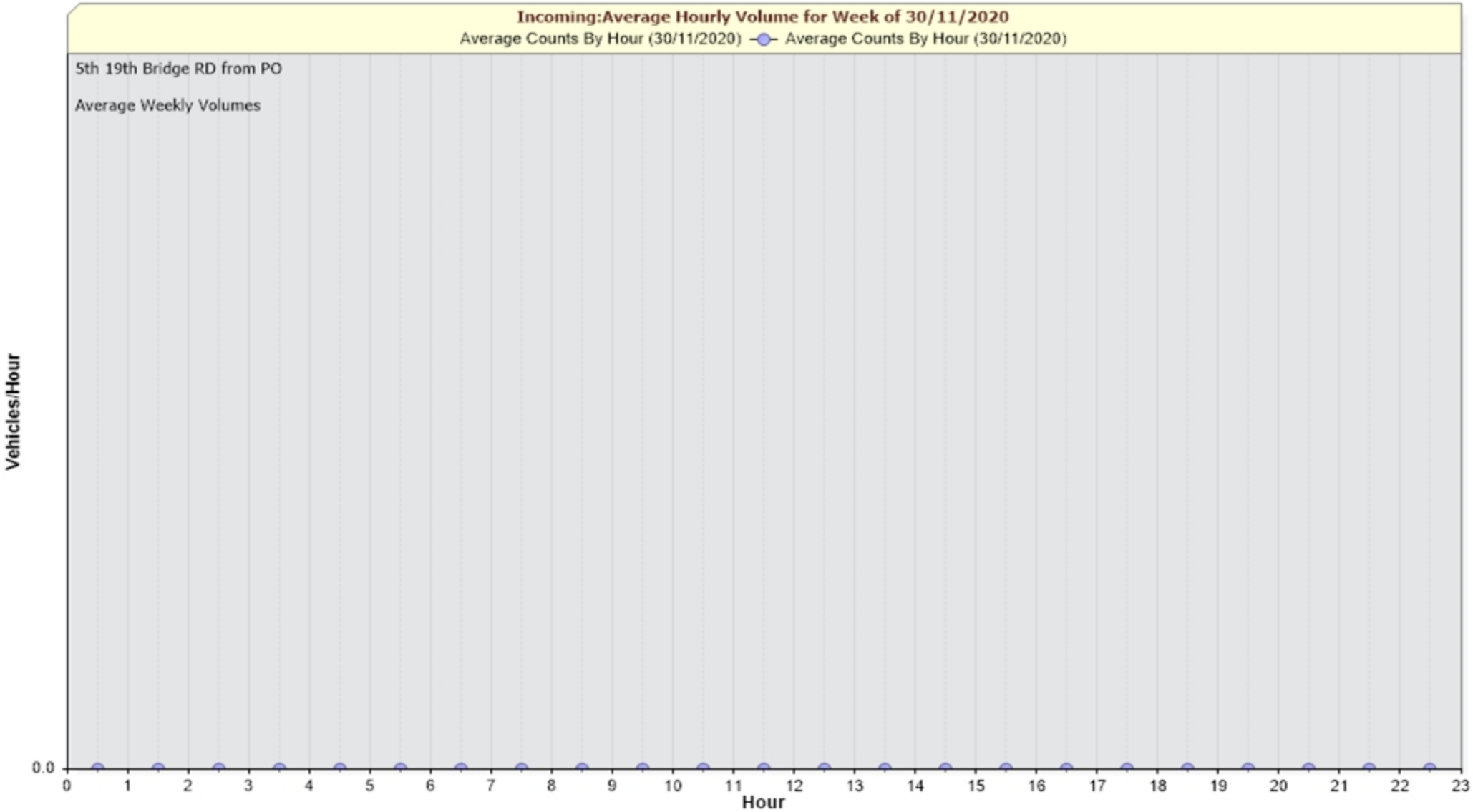
Incoming:Average Hourly Volume for Week of 30/11/2020
Average Counts By Hour (30/11/2020)
Average Counts By Hour (30/11/2020)
5th 19th Bridge RD from PO
Average Weekly Volumes
Vehicles/Hour
0.0
0 1 2 3 4 5 6 7 8 9 10 11 12 13 14 15 16 17 18 19 20 21 22 23
Hour

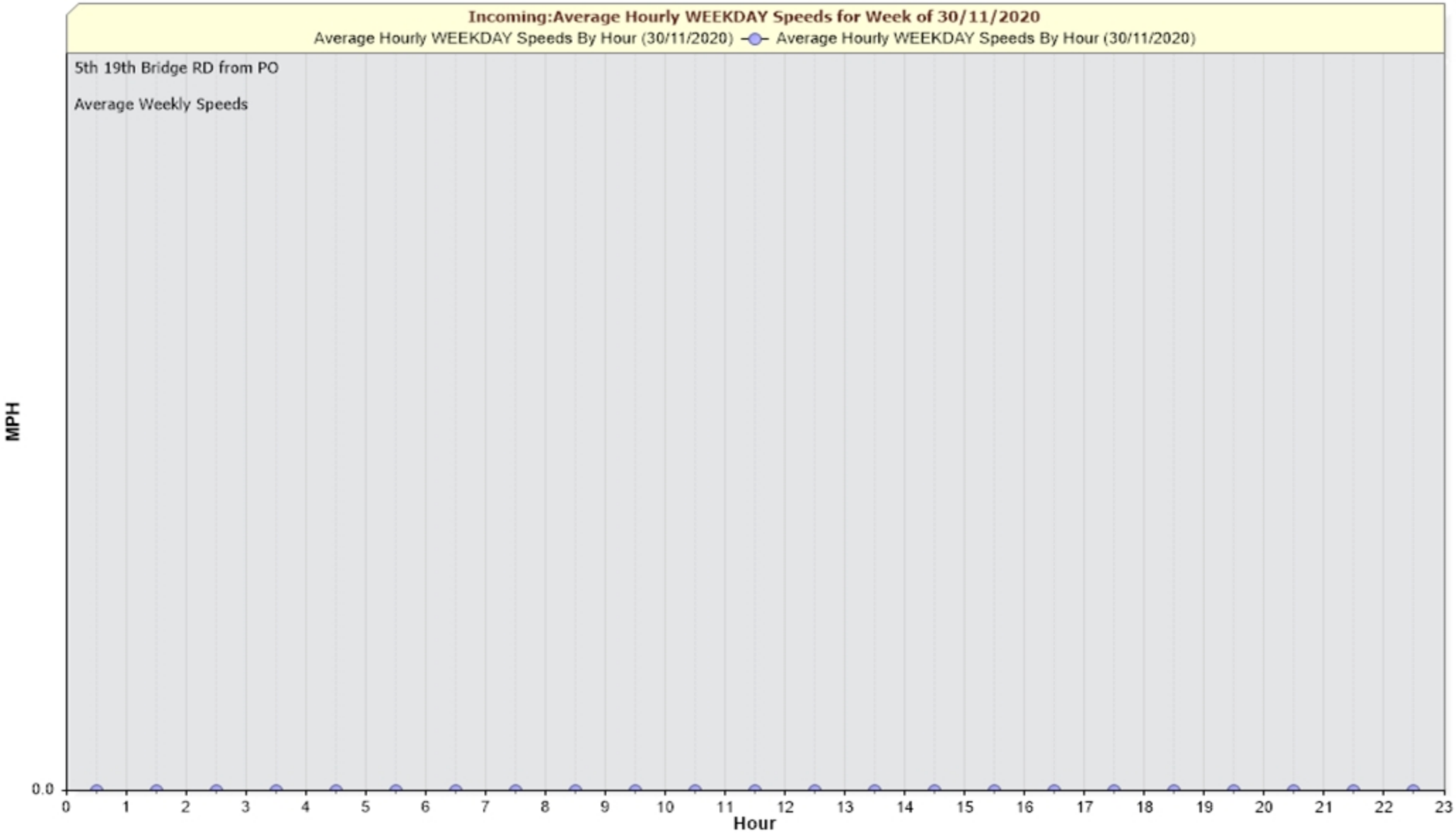
Incoming:Average Hourly WEEKDAY Speeds for Week of 30/11/2020
Average Hourly WEEKDAY Speeds By Hour (30/11/2020)
Average Hourly WEEKDAY Speeds By Hour (30/11/2020)
5th 19th Bridge RD from PO
Average Weekly Speeds
MPH
0.0
0 1 2 3 4 5 6 7 8 9 10 11 12 13 14 15 16 17 18 19 20 21 22 23
Hour

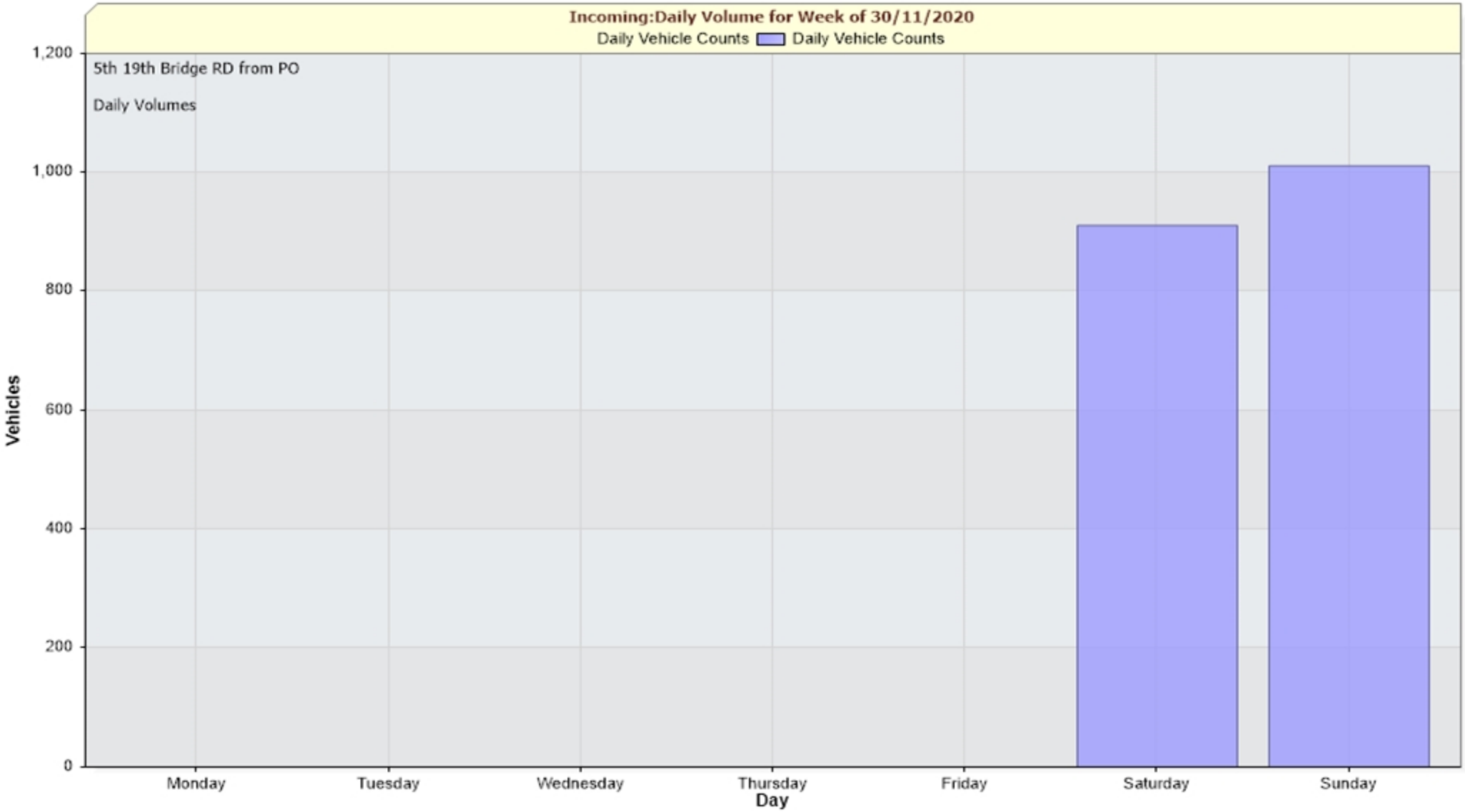
Incoming:Daily Volume for Week of 30/11/2020
Daily Vehicle Counts
Daily Vehicle Counts
5th 19th Bridge RD from PO
Daily Volumes
1,200
1,000
800
600
400
200
0
Vehicles
Monday
Tuesday
Wednesday
Thursday
Friday
Saturday
Sunday
Day

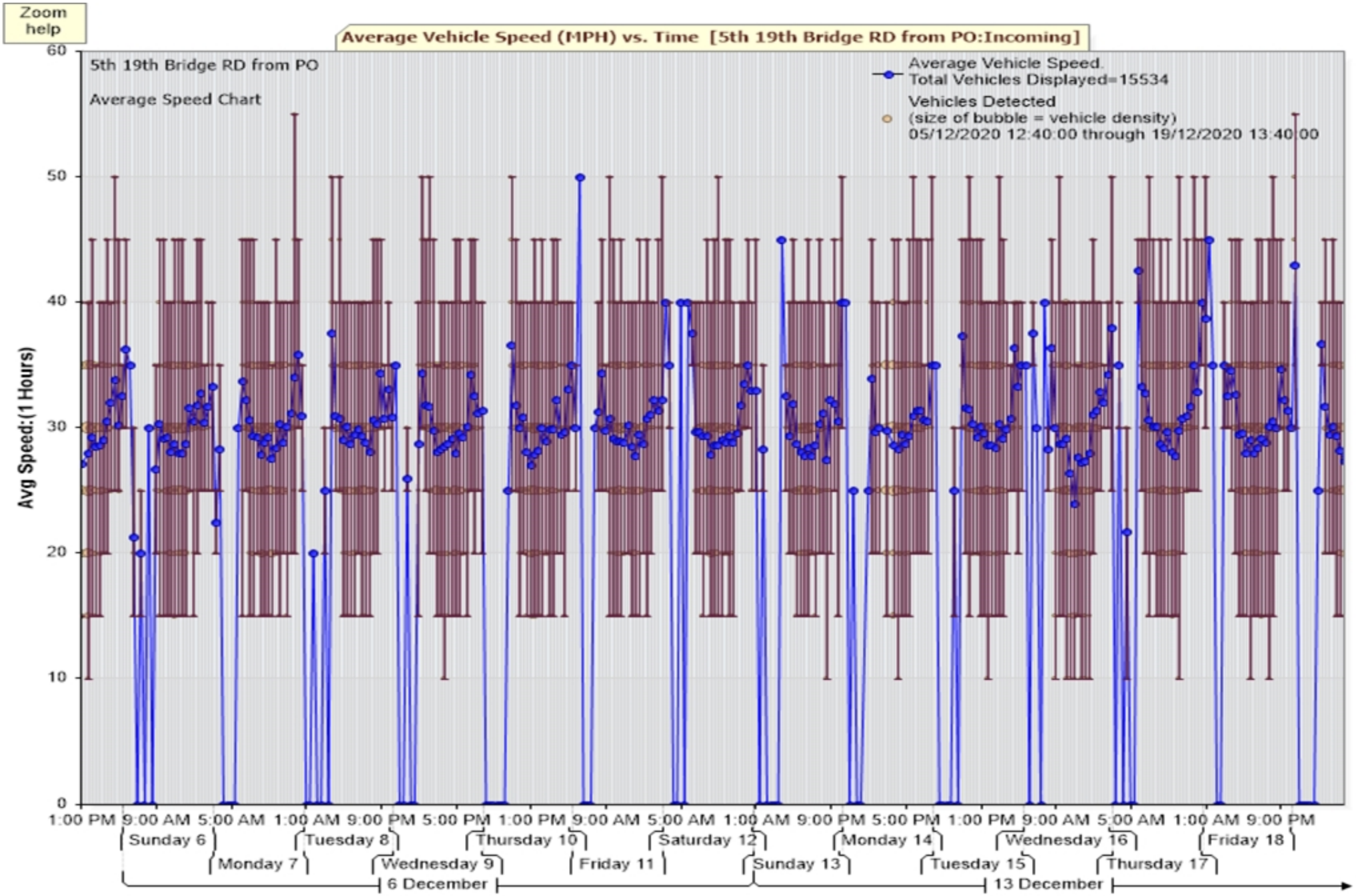
Zoom help
Average Vehicle Speed (MPH) vs. Time [5th 19th Bridge RD from PO:Incoming]
5th 19th Bridge RD from PO
Average Speed Chart
Average Vehicle Speed.
Total Vehicles Displayed=15534
Vehicles Detected
(size of bubble = vehicle density)
05/12/2020 12:40:00 through 19/12/2020 13:40:00
Avg Speed:(1 Hours)
60
50
40
30
20
10
0
1:00 PM
9:00 AM
5:00 AM
1:00 AM
9:00 PM
5:00 PM
1:00 PM
9:00 AM
5:00 AM
1:00 AM
9:00 PM
5:00 PM
1:00 PM
9:00 AM
5:00 AM
1:00 AM
9:00 PM
Sunday 6
Monday 7
Tuesday 8
Wednesday 9
Thursday 10
Friday 11
Saturday 12
Sunday 13
Monday 14
Tuesday 15
Wednesday 16
Thursday 17
Friday 18
6 December
13 December

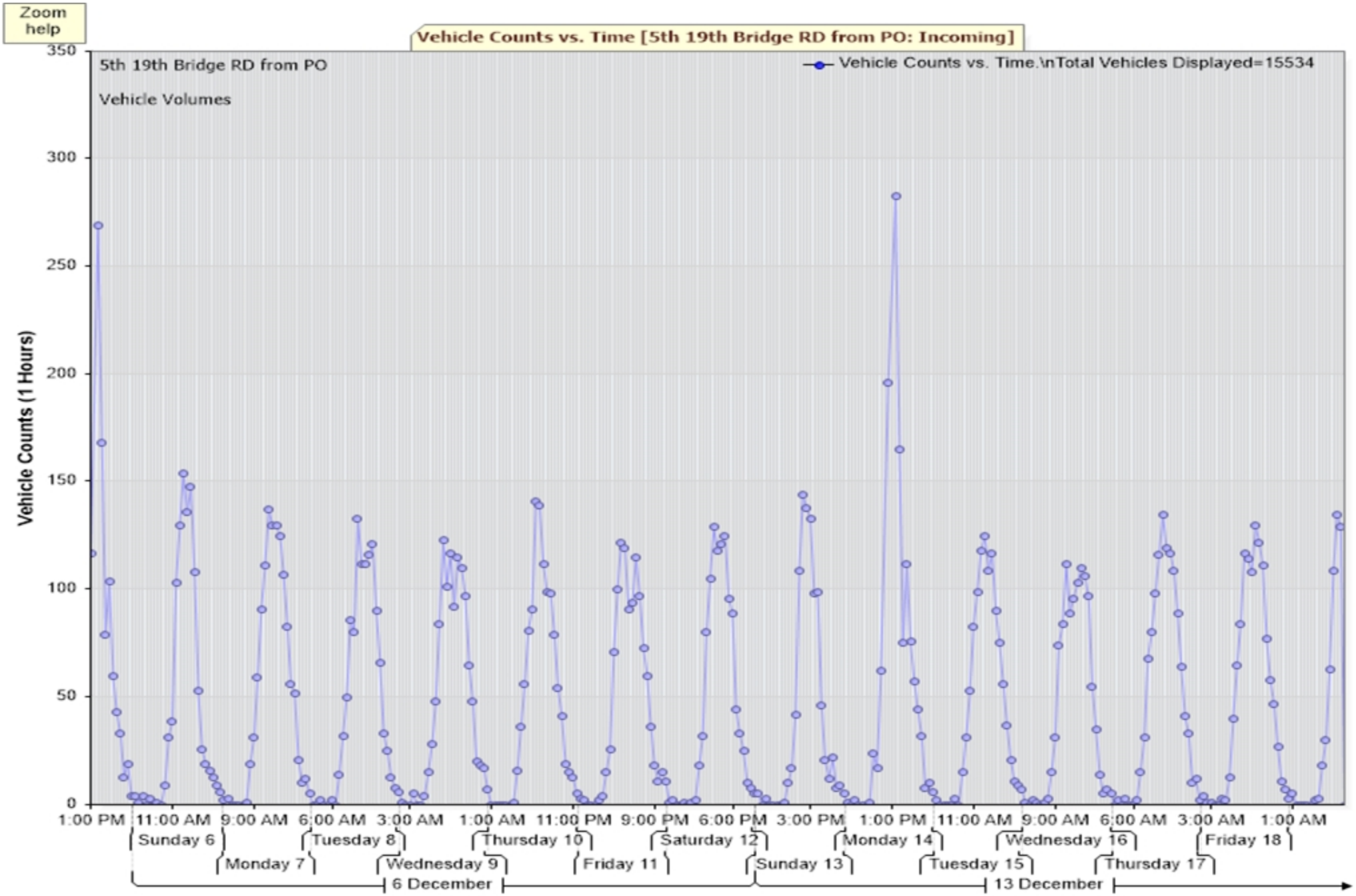
Zoom help
Vehicle Counts vs. Time [5th 19th Bridge RD from PO: Incoming]
5th 19th Bridge RD from PO
Vehicle Volumes
Vehicle Counts vs. Time.\nTotal Vehicles Displayed=15534
Vehicle Counts (1 Hours)
350
300
250
200
150
100
50
0
1:00 PM
11:00 AM
9:00 AM
6:00 AM
3:00 AM
1:00 AM
11:00 PM
9:00 PM
6:00 PM
3:00 PM
1:00 PM
11:00 AM
9:00 AM
6:00 AM
3:00 AM
1:00 AM
Sunday 6
Monday 7
Tuesday 8
Wednesday 9
Thursday 10
Friday 11
Saturday 12
Sunday 13
Monday 14
Tuesday 15
Wednesday 16
Thursday 17
Friday 18
6 December
13 December

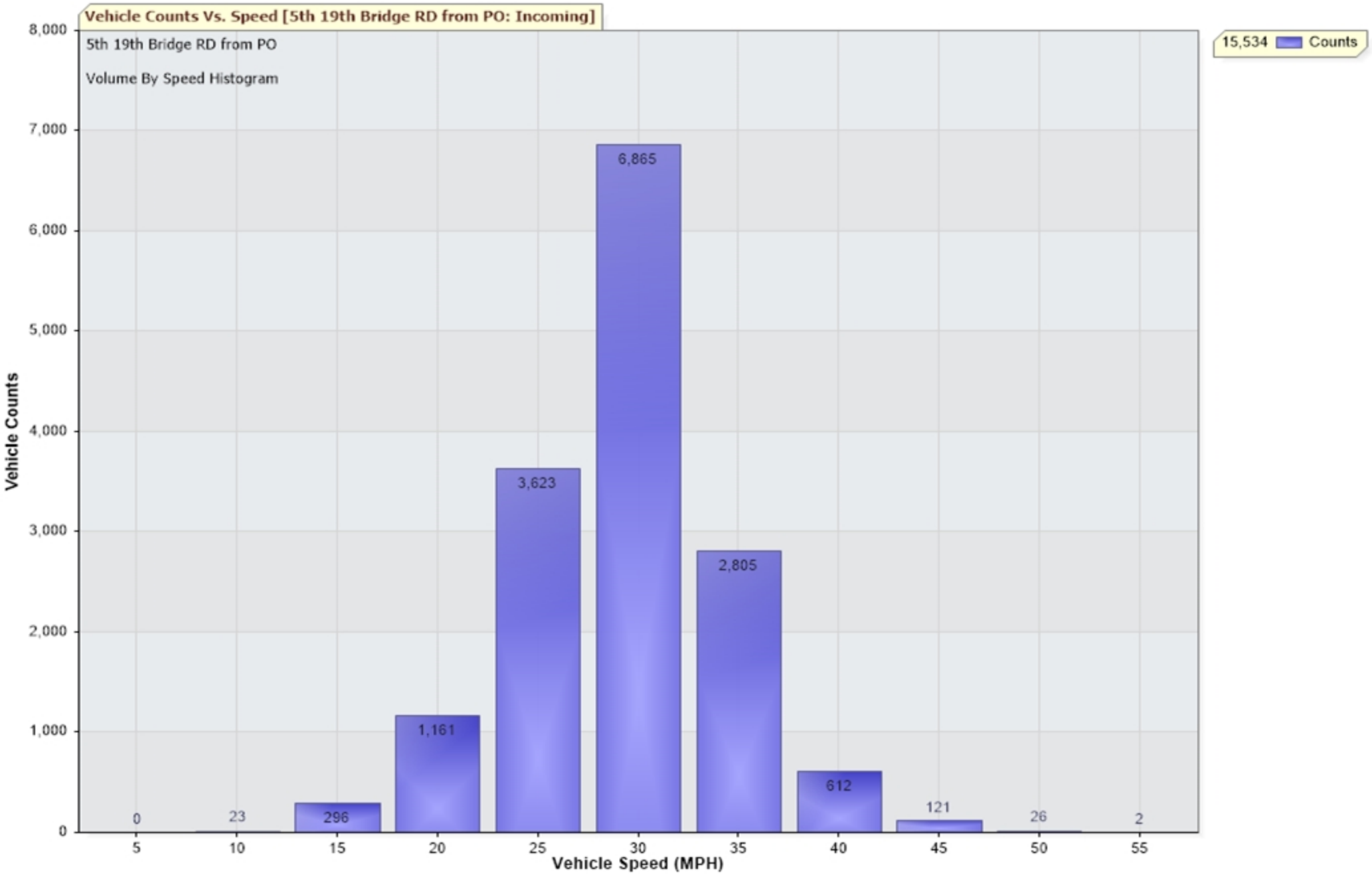
Vehicle Counts Vs. Speed [5th 19th Bridge RD from PO: Incoming]
5th 19th Bridge RD from PO
Volume By Speed Histogram
15,534 Counts
Vehicle Counts
8,000
7,000
6,000
5,000
4,000
3,000
2,000
1,000
0
0
23
296
1,161
3,623
6,865
2,805
612
121
26
2
5
10
15
20
25
30
35
40
45
50
55
Vehicle Speed (MPH)

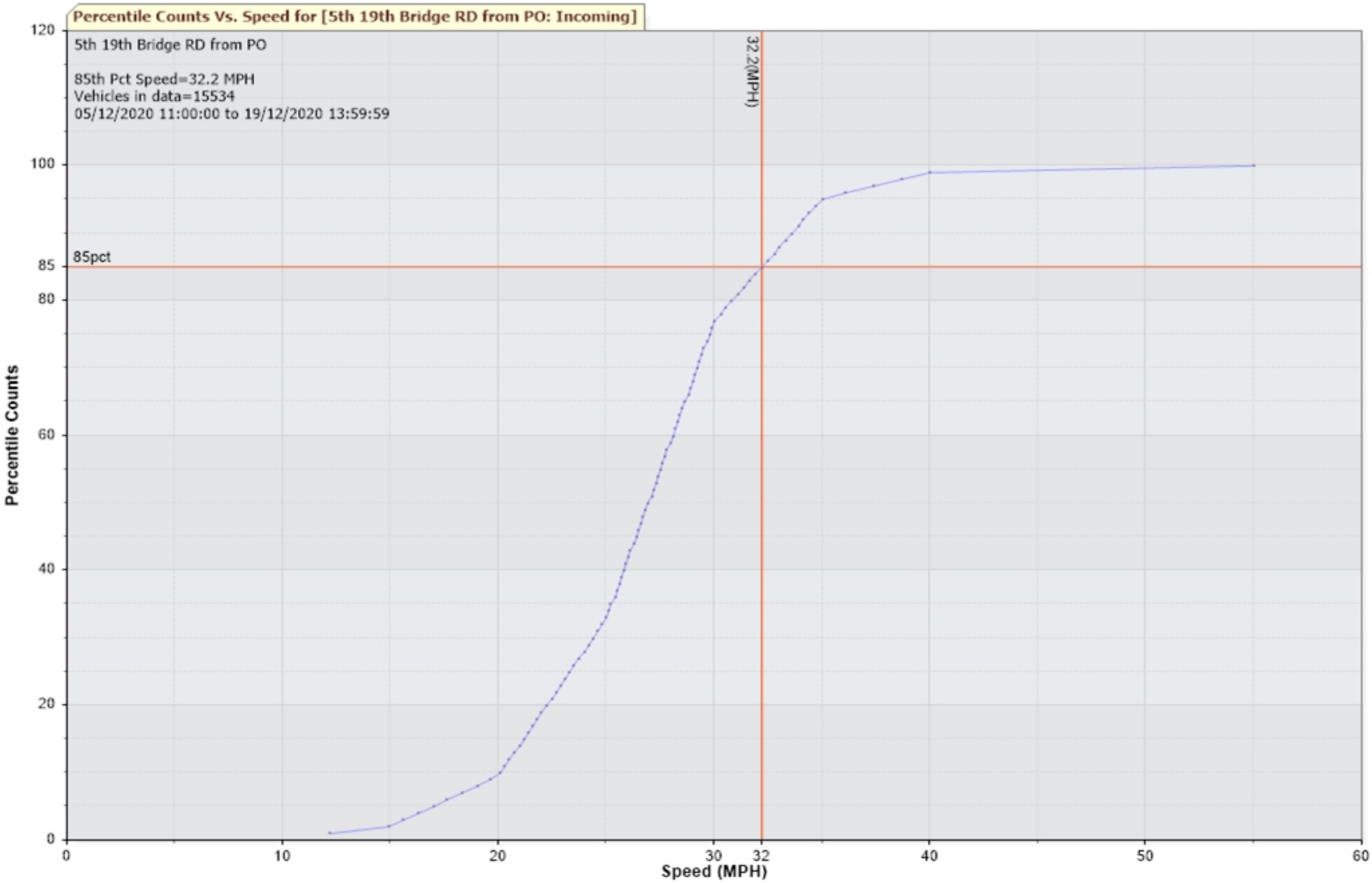
Percentile Counts Vs. Speed for [5th 19th Bridge RD from PO: Incoming]
5th 19th Bridge RD from PO
85th Pct Speed=32.2 MPH
Vehicles in data=15534
05/12/2020 11:00:00 to 19/12/2020 13:59:59
32.2(MPH)
85pct
Percentile Counts
Speed (MPH)
0
20
40
60
80
85
100
120
0
10
20
30
32
40
50
60