

For Project: Bridge Rd - Lathams 27/08/22 to 10/09/22
 Project Notes:
 Location/Name: Incoming
 Report Generated: 09/10/2022 16:09
 Speed Intervals 5 MPH
 Time Intervals 5
 Traffic Report From 08/27/2022 00:00:00 through 09/10/2022 13:59:59
 85th Percentile Speed 30.8 MPH
 85th Percentile Vehicles 18835
 Max Speed 55 MPH on 09/01/2022 05:45:00
 Total Vehicles 22159
 AADT: 1519

Volumes - weekly counts

Time	5 Day	7 Day
Average Daily	1530	1488
AM Peak 11:00	147	145
PM Peak 01:00	151	155

Speed

Speed Limit: 30
 85th Percentile Speed: 30.8
 Average Speed: 26.29

	Monday	Tuesday	Wednesday	Thursday	Friday	Saturday	Sunday
Count over limit	456	488	524	551	530	813	484
% over limit	14.6	15.7	16.9	18.2	17.9	20.7	16.6
Avg Speeder	33.3	33.7	33.6	33.7	33.5	33.5	33.6

Day/Time Ending	85th pctl (mph)	85th pctl cnts	Total Cnts	Max Speed	Avg Speeder	% Speeders
27/08/2022 01:00:00	34.4	11	13	45	33.6	69.2%
27/08/2022 02:00:00	35.0	2	2	35	32.5	50.0%
27/08/2022 03:00:00	35.0	1	1	35	32.5	100.0%
27/08/2022 04:00:00	0.0	0	0	0	0.0	0.0%
27/08/2022 05:00:00	35.0	3	3	35	32.5	66.7%
27/08/2022 06:00:00	35.0	6	7	45	35.8	42.9%
27/08/2022 07:00:00	35.0	14	16	40	33.6	56.3%
27/08/2022 08:00:00	37.9	46	54	45	35.1	63.0%
27/08/2022 09:00:00	34.4	64	75	50	33.7	52.0%
27/08/2022 10:00:00	34.0	104	122	45	33.9	37.7%
27/08/2022 11:00:00	33.6	117	138	50	34.5	29.7%
27/08/2022 12:00:00	33.4	124	146	45	33.4	36.3%
27/08/2022 13:00:00	33.4	123	145	40	33.6	32.4%
27/08/2022 14:00:00	33.2	112	132	45	33.3	34.8%
27/08/2022 15:00:00	28.8	94	111	35	32.5	6.3%
27/08/2022 16:00:00	29.6	133	157	45	33.3	11.5%
27/08/2022 17:00:00	29.9	143	168	40	33.1	14.3%
27/08/2022 18:00:00	31.5	131	154	45	33.8	19.5%
27/08/2022 19:00:00	30.5	71	83	40	33.3	15.7%
27/08/2022 20:00:00	31.7	42	50	50	34.3	22.0%
27/08/2022 21:00:00	34.0	25	29	40	34.4	27.6%
27/08/2022 22:00:00	34.4	22	26	40	33.9	42.3%
27/08/2022 23:00:00	33.3	14	17	40	34.5	29.4%
28/08/2022 00:00:00	30.0	7	8	35	32.5	12.5%
28/08/2022 01:00:00	30.0	2	2	30	0.0	0.0%
28/08/2022 02:00:00	25.0	2	2	25	0.0	0.0%
28/08/2022 03:00:00	15.0	2	2	15	0.0	0.0%
28/08/2022 04:00:00	0.0	0	0	0	0.0	0.0%
28/08/2022 05:00:00	0.0	0	0	0	0.0	0.0%
28/08/2022 06:00:00	0.0	0	0	0	0.0	0.0%
28/08/2022 07:00:00	35.0	14	17	40	34.2	52.9%
28/08/2022 08:00:00	36.2	20	24	45	35.5	41.7%
28/08/2022 09:00:00	32.5	20	23	40	33.5	21.7%
28/08/2022 10:00:00	32.2	34	40	40	33.0	25.0%
28/08/2022 11:00:00	30.6	111	131	40	33.9	16.8%
28/08/2022 12:00:00	29.8	115	135	40	32.8	12.6%
28/08/2022 13:00:00	31.6	153	180	40	33.6	20.0%
28/08/2022 14:00:00	29.6	163	192	35	32.5	11.5%
28/08/2022 15:00:00	29.5	156	184	40	33.3	10.3%
28/08/2022 16:00:00	29.8	146	172	40	33.0	12.8%
28/08/2022 17:00:00	29.5	149	175	40	32.8	9.7%
28/08/2022 18:00:00	31.0	86	101	50	33.9	17.8%
28/08/2022 19:00:00	32.5	41	48	40	33.9	22.9%
28/08/2022 20:00:00	33.0	47	55	45	34.6	25.5%
28/08/2022 21:00:00	34.2	31	36	40	34.5	27.8%
28/08/2022 22:00:00	34.3	21	25	40	34.0	40.0%
28/08/2022 23:00:00	36.7	13	15	40	35.0	40.0%
29/08/2022 00:00:00	35.0	10	12	40	33.9	58.3%
29/08/2022 01:00:00	35.0	1	1	35	32.5	100.0%

29/08/2022 02:00:00	33.3	3	4	35	32.5	75.0%
29/08/2022 03:00:00	0.0	0	0	0	0.0	0.0%
29/08/2022 04:00:00	0.0	0	0	0	0.0	0.0%
29/08/2022 05:00:00	0.0	0	0	0	0.0	0.0%
29/08/2022 06:00:00	15.0	1	1	15	0.0	0.0%
29/08/2022 07:00:00	35.0	9	11	40	35.8	27.3%
29/08/2022 08:00:00	32.0	14	17	35	32.5	29.4%
29/08/2022 09:00:00	33.9	37	43	45	34.4	30.2%
29/08/2022 10:00:00	30.0	89	105	35	32.5	15.2%
29/08/2022 11:00:00	29.7	99	116	40	33.3	11.2%
29/08/2022 12:00:00	29.7	159	187	45	32.9	12.3%
29/08/2022 13:00:00	29.4	150	177	45	33.4	9.6%
29/08/2022 14:00:00	29.2	173	203	35	32.5	7.9%
29/08/2022 15:00:00	29.6	150	176	35	32.5	11.9%
29/08/2022 16:00:00	29.9	166	195	35	32.5	14.4%
29/08/2022 17:00:00	29.5	110	130	40	33.2	10.8%
29/08/2022 18:00:00	29.4	99	117	40	33.0	9.4%
29/08/2022 19:00:00	32.0	57	67	40	32.8	23.9%
29/08/2022 20:00:00	32.1	42	49	40	34.0	20.4%
29/08/2022 21:00:00	33.3	14	16	35	32.5	37.5%
29/08/2022 22:00:00	36.2	20	23	40	34.3	47.8%
29/08/2022 23:00:00	33.8	9	11	35	32.5	72.7%
30/08/2022 00:00:00	35.0	3	3	35	32.5	66.7%
30/08/2022 01:00:00	0.0	0	0	0	0.0	0.0%
30/08/2022 02:00:00	0.0	0	0	0	0.0	0.0%
30/08/2022 03:00:00	25.0	2	2	25	0.0	0.0%
30/08/2022 04:00:00	0.0	0	0	0	0.0	0.0%
30/08/2022 05:00:00	0.0	0	0	0	0.0	0.0%
30/08/2022 06:00:00	45.0	3	3	45	42.5	66.7%
30/08/2022 07:00:00	37.5	20	24	50	36.3	50.0%
30/08/2022 08:00:00	33.8	54	64	45	34.5	34.4%
30/08/2022 09:00:00	32.9	46	54	45	35.4	22.2%
30/08/2022 10:00:00	31.7	88	103	40	33.8	19.4%
30/08/2022 11:00:00	29.1	131	154	40	33.0	6.5%
30/08/2022 12:00:00	29.4	132	155	40	33.2	9.0%
30/08/2022 13:00:00	29.8	112	132	35	32.5	12.9%
30/08/2022 14:00:00	29.8	107	126	45	33.4	13.5%
30/08/2022 15:00:00	29.2	122	143	35	32.5	7.7%
30/08/2022 16:00:00	29.7	127	149	40	32.8	12.1%
30/08/2022 17:00:00	30.0	113	133	40	33.3	15.0%
30/08/2022 18:00:00	31.7	116	136	45	33.8	19.9%
30/08/2022 19:00:00	32.5	58	68	45	33.3	26.5%
30/08/2022 20:00:00	32.1	49	58	45	33.6	24.1%
30/08/2022 21:00:00	29.7	26	31	40	35.0	12.9%
30/08/2022 22:00:00	36.7	19	22	45	34.8	50.0%
30/08/2022 23:00:00	33.6	23	27	45	34.2	33.3%
31/08/2022 00:00:00	35.0	5	6	40	35.0	33.3%
31/08/2022 01:00:00	45.0	1	1	45	42.5	100.0%
31/08/2022 02:00:00	0.0	0	0	0	0.0	0.0%
31/08/2022 03:00:00	0.0	0	0	0	0.0	0.0%

31/08/2022 04:00:00	0.0	0	0	0	0.0	0.0%
31/08/2022 05:00:00	0.0	0	0	0	0.0	0.0%
31/08/2022 06:00:00	50.0	3	3	50	42.5	100.0%
31/08/2022 07:00:00	37.5	22	26	45	35.4	53.8%
31/08/2022 08:00:00	33.9	60	70	50	34.1	35.7%
31/08/2022 09:00:00	32.3	42	49	40	32.9	24.5%
31/08/2022 10:00:00	29.6	86	101	45	33.9	10.9%
31/08/2022 11:00:00	30.8	89	105	45	33.0	18.1%
31/08/2022 12:00:00	29.7	126	148	45	33.6	12.2%
31/08/2022 13:00:00	29.7	123	145	40	32.8	12.4%
31/08/2022 14:00:00	29.9	117	138	40	33.0	14.5%
31/08/2022 15:00:00	29.3	139	163	35	32.5	7.4%
31/08/2022 16:00:00	30.8	118	139	40	33.3	17.3%
31/08/2022 17:00:00	31.7	127	149	40	33.5	20.1%
31/08/2022 18:00:00	30.6	108	127	40	33.5	16.5%
31/08/2022 19:00:00	31.2	78	92	40	32.8	19.6%
31/08/2022 20:00:00	30.8	32	38	40	33.2	18.4%
31/08/2022 21:00:00	33.5	24	28	40	33.0	39.3%
31/08/2022 22:00:00	35.0	15	18	40	34.4	44.4%
31/08/2022 23:00:00	31.7	19	22	45	35.0	18.2%
01/09/2022 00:00:00	37.5	3	4	40	37.5	50.0%
01/09/2022 01:00:00	0.0	0	0	0	0.0	0.0%
01/09/2022 02:00:00	22.5	3	4	25	0.0	0.0%
01/09/2022 03:00:00	40.0	1	1	40	37.5	100.0%
01/09/2022 04:00:00	0.0	0	0	0	0.0	0.0%
01/09/2022 05:00:00	10.0	2	2	10	0.0	0.0%
01/09/2022 06:00:00	55.0	3	3	55	44.2	100.0%
01/09/2022 07:00:00	35.0	19	22	40	33.8	54.5%
01/09/2022 08:00:00	34.2	63	74	45	34.4	35.1%
01/09/2022 09:00:00	33.0	60	71	40	33.2	32.4%
01/09/2022 10:00:00	32.6	63	74	40	33.0	28.4%
01/09/2022 11:00:00	30.7	110	130	35	32.5	17.7%
01/09/2022 12:00:00	29.8	126	148	40	33.3	12.8%
01/09/2022 13:00:00	29.7	127	149	45	33.4	11.4%
01/09/2022 14:00:00	29.6	152	179	35	32.5	11.2%
01/09/2022 15:00:00	29.5	115	135	45	33.3	9.6%
01/09/2022 16:00:00	29.8	114	134	45	34.3	12.7%
01/09/2022 17:00:00	29.7	113	133	45	34.1	12.0%
01/09/2022 18:00:00	31.9	118	139	40	33.3	22.3%
01/09/2022 19:00:00	31.5	56	66	40	32.9	21.2%
01/09/2022 20:00:00	33.3	63	74	45	35.4	23.0%
01/09/2022 21:00:00	30.0	28	33	45	35.5	15.2%
01/09/2022 22:00:00	33.8	13	15	40	33.5	33.3%
01/09/2022 23:00:00	37.0	23	27	45	34.6	63.0%
02/09/2022 00:00:00	35.0	10	12	40	34.5	41.7%
02/09/2022 01:00:00	30.0	1	1	30	0.0	0.0%
02/09/2022 02:00:00	25.0	1	1	25	0.0	0.0%
02/09/2022 03:00:00	0.0	0	0	0	0.0	0.0%
02/09/2022 04:00:00	0.0	0	0	0	0.0	0.0%
02/09/2022 05:00:00	35.0	1	1	35	32.5	100.0%

02/09/2022 06:00:00	42.5	3	4	45	42.5	50.0%
02/09/2022 07:00:00	36.7	16	19	45	35.0	52.6%
02/09/2022 08:00:00	33.5	60	70	45	33.5	34.3%
02/09/2022 09:00:00	33.1	62	73	45	33.6	30.1%
02/09/2022 10:00:00	29.9	77	91	40	33.3	14.3%
02/09/2022 11:00:00	30.7	87	102	40	33.1	16.7%
02/09/2022 12:00:00	29.7	109	128	40	33.2	11.7%
02/09/2022 13:00:00	29.9	115	135	40	33.6	13.3%
02/09/2022 14:00:00	29.9	114	134	35	32.5	14.2%
02/09/2022 15:00:00	29.4	140	165	40	33.5	9.1%
02/09/2022 16:00:00	29.8	104	122	40	33.1	13.1%
02/09/2022 17:00:00	29.8	105	123	45	33.8	12.2%
02/09/2022 18:00:00	31.7	116	136	45	33.0	21.3%
02/09/2022 19:00:00	32.3	62	73	40	33.3	24.7%
02/09/2022 20:00:00	31.5	46	54	40	33.0	20.4%
02/09/2022 21:00:00	32.5	26	30	40	33.2	23.3%
02/09/2022 22:00:00	33.3	14	17	40	33.2	41.2%
02/09/2022 23:00:00	35.0	18	21	40	34.0	47.6%
03/09/2022 00:00:00	40.0	2	2	40	37.5	50.0%
03/09/2022 01:00:00	35.0	4	5	40	34.2	60.0%
03/09/2022 02:00:00	0.0	0	0	0	0.0	0.0%
03/09/2022 03:00:00	30.0	1	1	30	0.0	0.0%
03/09/2022 04:00:00	0.0	0	0	0	0.0	0.0%
03/09/2022 05:00:00	0.0	0	0	0	0.0	0.0%
03/09/2022 06:00:00	38.3	3	4	40	36.3	100.0%
03/09/2022 07:00:00	33.8	9	11	40	33.5	45.5%
03/09/2022 08:00:00	37.0	17	20	40	35.3	45.0%
03/09/2022 09:00:00	32.5	48	57	45	33.8	26.3%
03/09/2022 10:00:00	31.2	79	93	40	32.8	19.4%
03/09/2022 11:00:00	31.9	101	119	40	33.1	22.7%
03/09/2022 12:00:00	29.7	133	157	40	33.0	12.1%
03/09/2022 13:00:00	29.6	141	166	40	33.3	10.8%
03/09/2022 14:00:00	29.7	105	123	40	33.8	12.2%
03/09/2022 15:00:00	29.7	129	152	40	33.0	12.5%
03/09/2022 16:00:00	29.9	107	126	40	33.1	14.3%
03/09/2022 17:00:00	29.9	113	133	40	32.8	14.3%
03/09/2022 18:00:00	30.3	92	108	40	33.1	15.7%
03/09/2022 19:00:00	31.6	71	84	45	33.3	21.4%
03/09/2022 20:00:00	32.5	48	56	40	32.8	26.8%
03/09/2022 21:00:00	33.3	20	23	40	33.2	30.4%
03/09/2022 22:00:00	33.0	17	20	40	33.3	30.0%
03/09/2022 23:00:00	35.0	13	15	40	34.5	33.3%
04/09/2022 00:00:00	35.0	6	7	40	34.2	42.9%
04/09/2022 01:00:00	38.3	7	8	40	36.3	50.0%
04/09/2022 02:00:00	28.3	3	4	30	0.0	0.0%
04/09/2022 03:00:00	0.0	0	0	0	0.0	0.0%
04/09/2022 04:00:00	0.0	0	0	0	0.0	0.0%
04/09/2022 05:00:00	0.0	0	0	0	0.0	0.0%
04/09/2022 06:00:00	0.0	0	0	0	0.0	0.0%
04/09/2022 07:00:00	40.0	11	13	50	37.5	53.8%

04/09/2022 08:00:00	34.3	15	18	50	34.7	50.0%
04/09/2022 09:00:00	33.3	15	18	35	32.5	50.0%
04/09/2022 10:00:00	33.3	51	60	40	34.0	28.3%
04/09/2022 11:00:00	29.9	88	103	40	32.9	13.6%
04/09/2022 12:00:00	29.2	118	139	45	33.5	7.2%
04/09/2022 13:00:00	29.6	122	143	40	33.8	10.5%
04/09/2022 14:00:00	29.5	148	174	40	33.0	10.9%
04/09/2022 15:00:00	29.3	133	156	40	32.9	7.7%
04/09/2022 16:00:00	29.9	141	166	40	32.7	14.5%
04/09/2022 17:00:00	29.7	96	113	40	33.2	12.4%
04/09/2022 18:00:00	32.6	65	76	45	33.5	27.6%
04/09/2022 19:00:00	33.6	51	60	45	34.9	28.3%
04/09/2022 20:00:00	29.7	37	44	40	34.2	13.6%
04/09/2022 21:00:00	32.5	11	13	35	32.5	30.8%
04/09/2022 22:00:00	33.3	17	20	40	33.2	35.0%
04/09/2022 23:00:00	35.0	9	11	45	35.5	45.5%
05/09/2022 00:00:00	37.5	8	9	40	34.5	55.6%
05/09/2022 01:00:00	30.0	2	2	30	0.0	0.0%
05/09/2022 02:00:00	30.0	1	1	30	0.0	0.0%
05/09/2022 03:00:00	25.0	1	1	25	0.0	0.0%
05/09/2022 04:00:00	30.0	1	1	30	0.0	0.0%
05/09/2022 05:00:00	30.0	1	1	30	0.0	0.0%
05/09/2022 06:00:00	40.0	3	3	40	35.0	66.7%
05/09/2022 07:00:00	34.3	15	18	40	33.6	50.0%
05/09/2022 08:00:00	34.6	60	70	45	35.5	31.4%
05/09/2022 09:00:00	33.8	42	49	40	33.3	38.8%
05/09/2022 10:00:00	29.7	82	96	40	33.8	12.5%
05/09/2022 11:00:00	29.8	97	114	35	32.5	13.2%
05/09/2022 12:00:00	29.1	128	150	45	34.2	6.0%
05/09/2022 13:00:00	29.5	116	137	40	32.9	9.5%
05/09/2022 14:00:00	29.8	128	151	40	33.0	13.2%
05/09/2022 15:00:00	29.2	113	133	40	33.9	8.3%
05/09/2022 16:00:00	29.4	131	154	40	33.1	10.4%
05/09/2022 17:00:00	29.8	110	130	40	32.8	13.8%
05/09/2022 18:00:00	29.8	110	129	40	33.1	13.2%
05/09/2022 19:00:00	32.2	49	58	45	34.4	22.4%
05/09/2022 20:00:00	30.0	27	32	35	32.5	15.6%
05/09/2022 21:00:00	38.0	13	15	40	37.5	33.3%
05/09/2022 22:00:00	36.7	13	15	40	35.0	40.0%
05/09/2022 23:00:00	33.8	10	12	40	33.5	41.7%
06/09/2022 00:00:00	40.0	3	3	40	35.0	66.7%
06/09/2022 01:00:00	35.0	2	2	35	32.5	50.0%
06/09/2022 02:00:00	30.0	1	1	30	0.0	0.0%
06/09/2022 03:00:00	0.0	0	0	0	0.0	0.0%
06/09/2022 04:00:00	0.0	0	0	0	0.0	0.0%
06/09/2022 05:00:00	0.0	0	0	0	0.0	0.0%
06/09/2022 06:00:00	47.5	6	7	50	43.8	57.1%
06/09/2022 07:00:00	35.0	15	18	40	33.8	66.7%
06/09/2022 08:00:00	32.9	60	71	40	33.8	26.8%
06/09/2022 09:00:00	33.8	49	58	45	34.3	32.8%

06/09/2022 10:00:00	30.4	76	90	40	33.5	16.7%
06/09/2022 11:00:00	29.2	99	116	45	33.9	6.0%
06/09/2022 12:00:00	29.2	136	160	35	32.5	6.9%
06/09/2022 13:00:00	29.1	112	132	45	33.9	5.3%
06/09/2022 14:00:00	29.5	128	150	40	33.2	10.0%
06/09/2022 15:00:00	29.5	129	152	40	32.9	9.2%
06/09/2022 16:00:00	29.3	130	153	35	32.5	8.5%
06/09/2022 17:00:00	30.8	117	138	45	34.2	17.4%
06/09/2022 18:00:00	32.2	92	108	45	33.7	23.1%
06/09/2022 19:00:00	32.1	54	63	40	33.2	22.2%
06/09/2022 20:00:00	31.4	35	41	40	33.1	19.5%
06/09/2022 21:00:00	33.5	20	23	35	32.5	43.5%
06/09/2022 22:00:00	30.0	9	11	40	35.0	18.2%
06/09/2022 23:00:00	33.6	11	13	35	32.5	53.8%
07/09/2022 00:00:00	35.0	3	3	35	32.5	33.3%
07/09/2022 01:00:00	0.0	0	0	0	0.0	0.0%
07/09/2022 02:00:00	0.0	0	0	0	0.0	0.0%
07/09/2022 03:00:00	0.0	0	0	0	0.0	0.0%
07/09/2022 04:00:00	0.0	0	0	0	0.0	0.0%
07/09/2022 05:00:00	0.0	0	0	0	0.0	0.0%
07/09/2022 06:00:00	40.0	5	6	50	37.5	66.7%
07/09/2022 07:00:00	34.4	13	15	45	33.6	60.0%
07/09/2022 08:00:00	34.0	56	66	50	34.4	40.9%
07/09/2022 09:00:00	33.2	49	58	45	33.9	31.0%
07/09/2022 10:00:00	29.9	72	85	45	33.3	14.1%
07/09/2022 11:00:00	29.1	108	127	35	32.5	6.3%
07/09/2022 12:00:00	30.0	112	132	40	33.5	15.2%
07/09/2022 13:00:00	30.2	122	144	40	32.7	16.0%
07/09/2022 14:00:00	29.3	135	159	45	33.7	8.2%
07/09/2022 15:00:00	29.4	121	142	40	33.2	9.9%
07/09/2022 16:00:00	29.6	153	180	45	33.5	11.1%
07/09/2022 17:00:00	29.9	107	126	40	33.9	14.3%
07/09/2022 18:00:00	29.9	100	118	40	32.8	14.4%
07/09/2022 19:00:00	31.2	58	68	45	34.6	17.6%
07/09/2022 20:00:00	33.3	32	38	40	33.8	31.6%
07/09/2022 21:00:00	32.5	23	27	40	33.2	25.9%
07/09/2022 22:00:00	33.8	12	14	40	33.5	35.7%
07/09/2022 23:00:00	32.5	16	19	40	33.5	26.3%
08/09/2022 00:00:00	35.0	2	2	35	32.5	100.0%
08/09/2022 01:00:00	45.0	1	1	45	42.5	100.0%
08/09/2022 02:00:00	30.0	3	3	30	0.0	0.0%
08/09/2022 03:00:00	0.0	0	0	0	0.0	0.0%
08/09/2022 04:00:00	0.0	0	0	0	0.0	0.0%
08/09/2022 05:00:00	30.0	1	1	30	0.0	0.0%
08/09/2022 06:00:00	30.0	3	4	40	37.5	25.0%
08/09/2022 07:00:00	38.8	20	23	45	36.5	43.5%
08/09/2022 08:00:00	34.1	57	67	45	34.2	35.8%
08/09/2022 09:00:00	35.0	48	56	45	34.8	39.3%
08/09/2022 10:00:00	32.1	65	76	35	32.5	25.0%
08/09/2022 11:00:00	29.7	84	99	40	32.9	12.1%

08/09/2022 12:00:00	29.1	118	139	35	32.5	5.0%
08/09/2022 13:00:00	29.5	133	156	35	32.5	9.0%
08/09/2022 14:00:00	30.3	105	123	45	33.3	15.4%
08/09/2022 15:00:00	29.7	112	132	40	33.1	12.1%
08/09/2022 16:00:00	30.3	124	146	40	33.4	15.8%
08/09/2022 17:00:00	30.3	102	120	40	32.8	15.8%
08/09/2022 18:00:00	32.6	80	94	45	33.8	25.5%
08/09/2022 19:00:00	31.9	47	55	45	34.3	20.0%
08/09/2022 20:00:00	32.3	43	51	40	33.3	25.5%
08/09/2022 21:00:00	30.0	18	21	40	35.8	14.3%
08/09/2022 22:00:00	30.0	9	11	35	32.5	18.2%
08/09/2022 23:00:00	36.7	14	16	40	35.5	31.3%
09/09/2022 00:00:00	30.0	3	4	35	32.5	25.0%
09/09/2022 01:00:00	50.0	3	3	50	47.5	33.3%
09/09/2022 02:00:00	0.0	0	0	0	0.0	0.0%
09/09/2022 03:00:00	0.0	0	0	0	0.0	0.0%
09/09/2022 04:00:00	0.0	0	0	0	0.0	0.0%
09/09/2022 05:00:00	45.0	1	1	45	42.5	100.0%
09/09/2022 06:00:00	30.0	5	6	45	42.5	16.7%
09/09/2022 07:00:00	37.5	14	16	50	35.3	56.3%
09/09/2022 08:00:00	35.0	53	62	50	35.0	38.7%
09/09/2022 09:00:00	33.3	53	62	40	32.9	37.1%
09/09/2022 10:00:00	29.9	100	118	40	32.8	14.4%
09/09/2022 11:00:00	30.0	106	125	35	32.5	15.2%
09/09/2022 12:00:00	29.9	108	127	40	32.8	14.2%
09/09/2022 13:00:00	29.4	124	146	40	33.2	9.6%
09/09/2022 14:00:00	29.3	128	150	45	33.3	8.7%
09/09/2022 15:00:00	29.8	116	136	45	33.1	13.2%
09/09/2022 16:00:00	29.9	116	136	40	33.6	13.2%
09/09/2022 17:00:00	31.2	84	99	45	34.2	18.2%
09/09/2022 18:00:00	32.5	93	109	40	33.7	23.9%
09/09/2022 19:00:00	31.1	47	55	40	33.0	18.2%
09/09/2022 20:00:00	33.0	38	45	40	33.7	28.9%
09/09/2022 21:00:00	33.1	20	24	40	33.1	37.5%
09/09/2022 22:00:00	32.5	6	7	35	32.5	28.6%
09/09/2022 23:00:00	30.0	26	31	35	32.5	16.1%
10/09/2022 00:00:00	30.0	4	5	50	47.5	20.0%
10/09/2022 01:00:00	29.0	4	5	30	0.0	0.0%
10/09/2022 02:00:00	40.0	2	2	40	37.5	50.0%
10/09/2022 03:00:00	35.0	1	1	35	32.5	100.0%
10/09/2022 04:00:00	0.0	0	0	0	0.0	0.0%
10/09/2022 05:00:00	0.0	0	0	0	0.0	0.0%
10/09/2022 06:00:00	35.0	1	1	35	32.5	100.0%
10/09/2022 07:00:00	35.0	4	5	40	34.2	60.0%
10/09/2022 08:00:00	32.1	32	38	40	33.6	23.7%
10/09/2022 09:00:00	32.1	43	51	40	32.9	25.5%
10/09/2022 10:00:00	28.8	83	98	35	32.5	9.2%
10/09/2022 11:00:00	28.6	86	101	35	32.5	3.0%
10/09/2022 12:00:00	29.5	118	139	40	32.9	9.4%
10/09/2022 13:00:00	29.4	137	161	40	32.8	9.3%

10/09/2022 14:00:00

29.8

165

194

40

32.7

13.4%

Day/Time Ending	85th pctl (mph)	85th pctl cnts	Total Cnts	Max Speed	Avg Speeder	% Speeders
28/08/2022 00:00:00	32.9	1408	1657	50	33.8	27.7%
29/08/2022 00:00:00	30.7	1335	1571	50	33.6	16.9%
30/08/2022 00:00:00	29.9	1404	1652	45	33.0	14.3%
31/08/2022 00:00:00	30.5	1352	1590	50	33.8	16.4%
01/09/2022 00:00:00	30.9	1331	1566	50	33.6	17.8%
02/09/2022 00:00:00	31.2	1381	1625	55	33.7	18.8%
03/09/2022 00:00:00	31.0	1277	1502	45	33.4	18.0%
04/09/2022 00:00:00	30.9	1258	1480	45	33.3	17.6%
05/09/2022 00:00:00	30.5	1146	1348	50	33.7	16.2%
06/09/2022 00:00:00	30.0	1254	1475	45	33.7	14.8%
07/09/2022 00:00:00	30.1	1284	1510	50	33.6	15.1%
08/09/2022 00:00:00	30.4	1297	1526	50	33.6	16.1%
09/09/2022 00:00:00	30.9	1188	1398	45	33.7	17.6%
10/09/2022 00:00:00	30.9	1244	1463	50	33.6	17.8%
10/09/2022 13:59:59	29.6	677	796	40	32.9	11.8%

	2022-08-22	to	2022-08-28							
	Monday	Tuesday	Wednesday	Thursday	Friday	Saturday	Sunday	Week	Weekend	Week Day 85%
Hour	2022-08-22	2022-08-23	2022-08-24	2022-08-25	2022-08-26	2022-08-27	2022-08-28	Day Avg	Avg	Avg Speed
0 - 1	*	*	*	*	*	13	2	0	7.5	0
1 - 2	*	*	*	*	*	2	2	0	2	0
2 - 3	*	*	*	*	*	1	2	0	1.5	0
3 - 4	*	*	*	*	*	0	0	0	0	0
4 - 5	*	*	*	*	*	3	0	0	1.5	0
5 - 6	*	*	*	*	*	7	0	0	3.5	0
6 - 7	*	*	*	*	*	16	17	0	16.5	0
7 - 8	*	*	*	*	*	54	24	0	39	0
8 - 9	*	*	*	*	*	75	23	0	49	0
9 - 10	*	*	*	*	*	122	40	0	81	0
10 - 11	*	*	*	*	*	138	131	0	134.5	0
11 - 12	*	*	*	*	*	146	135	0	140.5	0
12 - 13	*	*	*	*	*	145	180	0	162.5	0
13 - 14	*	*	*	*	*	132	192	0	162	0
14 - 15	*	*	*	*	*	111	184	0	147.5	0
15 - 16	*	*	*	*	*	157	172	0	164.5	0
16 - 17	*	*	*	*	*	168	175	0	171.5	0
17 - 18	*	*	*	*	*	154	101	0	127.5	0
18 - 19	*	*	*	*	*	83	48	0	65.5	0
19 - 20	*	*	*	*	*	50	55	0	52.5	0
20 - 21	*	*	*	*	*	29	36	0	32.5	0
21 - 22	*	*	*	*	*	26	25	0	25.5	0
22 - 23	*	*	*	*	*	17	15	0	16	0
23 - 24	*	*	*	*	*	8	12	0	10	0
Totals	0	0	0	0	0	1657	1571			
% of Total	0%	0%	0%	0%	0%	51.33%	48.67%			

	2022-08-29	to	2022-09-04							
	Monday	Tuesday	Wednesday	Thursday	Friday	Saturday	Sunday	Week	Weekend	Week Day 85%
Hour	2022-08-29	2022-08-30	2022-08-31	2022-09-01	2022-09-02	2022-09-03	2022-09-04	Day Avg	Avg	Avg Speed
0 - 1	1	0	1	0	1	5	8	0.6	6.5	22
1 - 2	4	0	0	4	1	0	4	1.8	2	16.16
2 - 3	0	2	0	1	0	1	0	0.6	0.5	13
3 - 4	0	0	0	0	0	0	0	0	0	0
4 - 5	0	0	0	2	1	0	0	0.6	0	9
5 - 6	1	3	3	3	4	4	0	2.8	2	41.5
6 - 7	11	24	26	22	19	11	13	20.4	12	36.34
7 - 8	17	64	70	74	70	20	18	59	19	33.48
8 - 9	43	54	49	71	73	57	18	58	37.5	33.04
9 - 10	105	103	101	74	91	93	60	94.8	76.5	30.76
10 - 11	116	154	105	130	102	119	103	121.4	111	30.2
11 - 12	187	155	148	148	128	157	139	153.2	148	29.66
12 - 13	177	132	145	149	135	166	143	147.6	154.5	29.7
13 - 14	203	126	138	179	134	123	174	156	148.5	29.68
14 - 15	176	143	163	135	165	152	156	156.4	154	29.4
15 - 16	195	149	139	134	122	126	166	147.8	146	30
16 - 17	130	133	149	133	123	133	113	133.6	123	30.14
17 - 18	117	136	127	139	136	108	76	131	92	31.06
18 - 19	67	68	92	66	73	84	60	73.2	72	31.9
19 - 20	49	58	38	74	54	56	44	54.6	50	31.96
20 - 21	16	31	28	33	30	23	13	27.6	18	31.8
21 - 22	23	22	18	15	17	20	20	19	20	35
22 - 23	11	27	22	27	21	15	11	21.6	13	34.22
23 - 24	3	6	4	12	2	7	9	5.4	8	36.5
Totals	1652	1590	1566	1625	1502	1480	1348			
% of Total	15.35%	14.77%	14.55%	15.1%	13.96%	13.75%	12.52%			

Incoming Weekly Counts
 Bridge Rd - Lathams 27/08/22 to 10/09/22

from Sat-Aug-27-2022-12-00-AM to Sat-Sep-10-2022-01-59-PM

	2022-09-05	to	2022-09-11							
	Monday	Tuesday	Wednesday	Thursday	Friday	Saturday	Sunday	Week	Weekend	Week Day 85%
Hour	2022-09-05	2022-09-06	2022-09-07	2022-09-08	2022-09-09	2022-09-10	2022-09-11	Day Avg	Avg	Avg Speed
0 - 1	2	2	0	1	3	5	*	1.6	5	32
1 - 2	1	1	0	3	0	2	*	1	2	18
2 - 3	1	0	0	0	0	1	*	0.2	1	5
3 - 4	1	0	0	0	0	0	*	0.2	0	6
4 - 5	1	0	0	1	1	0	*	0.6	0	21
5 - 6	3	7	6	4	6	1	*	5.2	1	37.5
6 - 7	18	18	15	23	16	5	*	18	5	36
7 - 8	70	71	66	67	62	38	*	67.2	38	34.12
8 - 9	49	58	58	56	62	51	*	56.6	51	33.82
9 - 10	96	90	85	76	118	98	*	93	98	30.4
10 - 11	114	116	127	99	125	101	*	116.2	101	29.56
11 - 12	150	160	132	139	127	139	*	141.6	139	29.46
12 - 13	137	132	144	156	146	161	*	143	161	29.54
13 - 14	151	150	159	123	150	194	*	146.6	194	29.64
14 - 15	133	152	142	132	136	*	*	139	0	29.52
15 - 16	154	153	180	146	136	*	*	153.8	0	29.7
16 - 17	130	138	126	120	99	*	*	122.6	0	30.4
17 - 18	129	108	118	94	109	*	*	111.6	0	31.4
18 - 19	58	63	68	55	55	*	*	59.8	0	31.7
19 - 20	32	41	38	51	45	*	*	41.4	0	32
20 - 21	15	23	27	21	24	*	*	22	0	33.42
21 - 22	15	11	14	11	7	*	*	11.6	0	32.6
22 - 23	12	13	19	16	31	*	*	18.2	0	33.32
23 - 24	3	3	2	4	5	*	*	3.4	0	34
Totals	1475	1510	1526	1398	1463	796	0			
% of Total	18.06%	18.49%	18.68%	17.12%	17.91%	9.75%	0%			

Hour	Aug 2022							Week Day Avg	Weekend Avg	Week Day 85% Avg Speed
	Monday	Tuesday	Wednesday	Thursday	Friday	Saturday	Sunday			
0 - 1	1	0	1	*	*	13	2	0.67	7.5	26.67
1 - 2	4	0	0	*	*	2	2	1.33	2	11.1
2 - 3	0	2	0	*	*	1	2	0.67	1.5	8.33
3 - 4	0	0	0	*	*	0	0	0	0	0
4 - 5	0	0	0	*	*	3	0	0	1.5	0
5 - 6	1	3	3	*	*	7	0	2.33	3.5	36.67
6 - 7	11	24	26	*	*	16	17	20.33	16.5	36.67
7 - 8	17	64	70	*	*	54	24	50.33	39	33.23
8 - 9	43	54	49	*	*	75	23	48.67	49	33.03
9 - 10	105	103	101	*	*	122	40	103	81	30.43
10 - 11	116	154	105	*	*	138	131	125	134.5	29.87
11 - 12	187	155	148	*	*	146	135	163.33	140.5	29.6
12 - 13	177	132	145	*	*	145	180	151.33	162.5	29.63
13 - 14	203	126	138	*	*	132	192	155.67	162	29.63
14 - 15	176	143	163	*	*	111	184	160.67	147.5	29.37
15 - 16	195	149	139	*	*	157	172	161	164.5	30.13
16 - 17	130	133	149	*	*	168	175	137.33	171.5	30.4
17 - 18	117	136	127	*	*	154	101	126.67	127.5	30.57
18 - 19	67	68	92	*	*	83	48	75.67	65.5	31.9
19 - 20	49	58	38	*	*	50	55	48.33	52.5	31.67
20 - 21	16	31	28	*	*	29	36	25	32.5	32.17
21 - 22	23	22	18	*	*	26	25	21	25.5	35.97
22 - 23	11	27	22	*	*	17	15	20	16	33.03
23 - 24	3	6	4	*	*	8	12	4.33	10	35.83
Totals	1652	1590	1566	0	0	1657	1571			
% of Total	20.56%	19.79%	19.49%	0%	0%	20.62%	19.55%			

Hour	Sep 2022							Week Day Avg	Weekend Avg	Week Day 85% Avg Speed
	Monday	Tuesday	Wednesday	Thursday	Friday	Saturday	Sunday			
0 - 1	2	2	0	1	4	10	8	1.8	9	28
1 - 2	1	1	0	7	1	2	4	2	3	22
2 - 3	1	0	0	1	0	2	0	0.4	1	13
3 - 4	1	0	0	0	0	0	0	0.2	0	6
4 - 5	1	0	0	3	2	0	0	1.2	0	21
5 - 6	3	7	6	7	10	5	0	6.6	2.5	43.84
6 - 7	18	18	15	45	35	16	13	26.2	14.5	35.42
7 - 8	70	71	66	141	132	58	18	96	38	33.92
8 - 9	49	58	58	127	135	108	18	85.4	63	33.56
9 - 10	96	90	85	150	209	191	60	126	125.5	30.48
10 - 11	114	116	127	229	227	220	103	162.6	161.5	29.7
11 - 12	150	160	132	287	255	296	139	196.8	217.5	29.5
12 - 13	137	132	144	305	281	327	143	199.8	235	29.58
13 - 14	151	150	159	302	284	317	174	209.2	245.5	29.6
14 - 15	133	152	142	267	301	152	156	199	154	29.46
15 - 16	154	153	180	280	258	126	166	205	146	29.6
16 - 17	130	138	126	253	222	133	113	173.8	123	30.08
17 - 18	129	108	118	233	245	108	76	166.6	92	31.2
18 - 19	58	63	68	121	128	84	60	87.6	72	31.82
19 - 20	32	41	38	125	99	56	44	67	50	31.94
20 - 21	15	23	27	54	54	23	13	34.6	18	33.38
21 - 22	15	11	14	26	24	20	20	18	20	33.22
22 - 23	12	13	19	43	52	15	11	27.8	13	33.94
23 - 24	3	3	2	16	7	7	9	6.2	8	37
Totals	1475	1510	1526	3023	2965	2276	1348			
% of Total	10.44%	10.69%	10.81%	21.4%	20.99%	16.12%	9.54%			

	2022-08-22	to	2022-08-28							
	Monday	Tuesday	Wednesday	Thursday	Friday	Saturday	Sunday	Week	Weekend	Week Day 85%
Hour	2022-08-22	2022-08-23	2022-08-24	2022-08-25	2022-08-26	2022-08-27	2022-08-28	Day Avg	Avg	Avg Speed
0 - 1	*	*	*	*	*	31.46	24.5	0	27.98	0
1 - 2	*	*	*	*	*	29.5	19.5	0	24.5	0
2 - 3	*	*	*	*	*	32	12.5	0	22.25	0
3 - 4	*	*	*	*	*	0	0	0	0	0
4 - 5	*	*	*	*	*	30.67	0	0	15.33	0
5 - 6	*	*	*	*	*	28.57	0	0	14.29	0
6 - 7	*	*	*	*	*	29.69	27.41	0	28.55	0
7 - 8	*	*	*	*	*	31.24	29.38	0	30.31	0
8 - 9	*	*	*	*	*	28.87	26.22	0	27.54	0
9 - 10	*	*	*	*	*	27.56	26.92	0	27.24	0
10 - 11	*	*	*	*	*	27.39	26.83	0	27.11	0
11 - 12	*	*	*	*	*	27.99	25.76	0	26.87	0
12 - 13	*	*	*	*	*	27.29	26.49	0	26.89	0
13 - 14	*	*	*	*	*	27.39	25.59	0	26.49	0
14 - 15	*	*	*	*	*	24.42	25.46	0	24.94	0
15 - 16	*	*	*	*	*	25.7	25.65	0	25.67	0
16 - 17	*	*	*	*	*	25.85	24.97	0	25.41	0
17 - 18	*	*	*	*	*	26.8	26.9	0	26.85	0
18 - 19	*	*	*	*	*	26.04	27.21	0	26.62	0
19 - 20	*	*	*	*	*	27.44	27.4	0	27.42	0
20 - 21	*	*	*	*	*	28.48	26.89	0	27.69	0
21 - 22	*	*	*	*	*	26.46	28.04	0	27.25	0
22 - 23	*	*	*	*	*	28.47	27.8	0	28.14	0
23 - 24	*	*	*	*	*	27.25	30.42	0	28.83	0

	2022-08-29	to	2022-09-04							
	Monday	Tuesday	Wednesday	Thursday	Friday	Saturday	Sunday	Week	Weekend	Week Day 85%
Hour	2022-08-29	2022-08-30	2022-08-31	2022-09-01	2022-09-02	2022-09-03	2022-09-04	Day Avg	Avg	Avg Speed
0 - 1	32	0	42	0	27	29	30.25	20.2	29.62	22
1 - 2	29.75	0	0	19.5	22	0	26	14.25	13	16.16
2 - 3	0	22.5	0	37	0	27	0	11.9	13.5	13
3 - 4	0	0	0	0	0	0	0	0	0	0
4 - 5	0	0	0	7.5	32	0	0	7.9	0	9
5 - 6	12	37	42	43.67	30.75	35.75	0	33.08	17.88	41.5
6 - 7	28.45	31.08	29.54	29.73	30.05	28.09	31.69	29.77	29.89	36.34
7 - 8	28.12	28.53	29.17	28.55	28.63	29.85	30	28.6	29.93	33.48
8 - 9	27.84	27.11	28.14	28.18	28.05	27.35	28.67	27.87	28.01	33.04
9 - 10	25.79	26.13	25.74	27.5	26.16	25.72	27.1	26.26	26.41	30.76
10 - 11	26.19	24.69	25.99	26.98	25.91	26.48	25.92	25.95	26.2	30.2
11 - 12	25.83	25.37	25.55	25.74	25.52	25.67	24.79	25.6	25.23	29.66
12 - 13	25.43	25.79	25.78	26.14	25.87	26.06	25.63	25.8	25.84	29.7
13 - 14	24.97	25.71	25.93	25.17	26.23	25.52	25.14	25.6	25.33	29.68
14 - 15	24.95	24.84	25.23	25.47	25.17	25.01	25.24	25.13	25.12	29.4
15 - 16	24.97	25.08	26.71	25.53	25.11	26.43	25.79	25.48	26.11	30
16 - 17	25.17	26.22	25.89	25.14	26.22	25.43	25.26	25.73	25.34	30.14
17 - 18	25.06	26.93	25.82	26.42	27.11	26.69	27	26.27	26.85	31.06
18 - 19	26.49	27.76	26.45	26.77	26.42	26.89	27.33	26.78	27.11	31.9
19 - 20	27.2	26.9	27.03	27.26	25.91	27.41	25.36	26.86	26.39	31.96
20 - 21	27.69	26.1	27.93	26.67	25.53	27.91	28	26.78	27.96	31.8
21 - 22	28.96	30.64	29.61	26.13	28.35	26.85	27.7	28.74	27.28	35
22 - 23	29.45	26.89	28.18	31.44	29.62	28.53	30.64	29.12	29.58	34.22
23 - 24	27	28.83	29.75	27.42	32	25.71	30	29	27.86	36.5

	2022-09-05	to	2022-09-11							
	Monday	Tuesday	Wednesday	Thursday	Friday	Saturday	Sunday	Week	Weekend	Week Day 85%
Hour	2022-09-05	2022-09-06	2022-09-07	2022-09-08	2022-09-09	2022-09-10	2022-09-11	Day Avg	Avg	Avg Speed
0 - 1	24.5	27	0	42	30.33	27.2	*	24.77	27.2	32
1 - 2	27	27	0	23.67	0	32	*	15.53	32	18
2 - 3	22	0	0	0	0	32	*	4.4	32	5
3 - 4	27	0	0	0	0	0	*	5.4	0	6
4 - 5	27	0	0	27	42	0	*	19.2	0	21
5 - 6	32	33.43	32.83	28.25	23.83	32	*	30.07	32	37.5
6 - 7	28.61	31.33	28.87	31.26	29.94	29	*	30	29	36
7 - 8	28.77	27.7	28.62	28.72	29.06	26.47	*	28.58	26.47	34.12
8 - 9	28.27	28.76	27.95	28.61	28.16	26.84	*	28.35	26.84	33.82
9 - 10	25	26.43	25.31	27.57	25.89	23.42	*	26.04	23.42	30.4
10 - 11	25.28	25.59	24.96	26.21	25.65	23.61	*	25.54	23.61	29.56
11 - 12	24.54	24.54	26.78	25.32	25.94	25.58	*	25.42	25.58	29.46
12 - 13	26.02	25.35	26.45	25.59	25.24	25.13	*	25.73	25.13	29.54
13 - 14	26.12	25.23	25.57	25.78	25.23	25.56	*	25.59	25.56	29.64
14 - 15	25.08	25.83	25.03	25.52	25.4	*	*	25.37	*	29.52
15 - 16	24.57	25.19	25.26	26.17	25.91	*	*	25.42	*	29.7
16 - 17	24.8	26.36	25.39	26.19	26.21	*	*	25.79	*	30.4
17 - 18	24.88	27.19	26.31	27.8	27.59	*	*	26.75	*	31.4
18 - 19	26.62	25.81	27.35	26.58	26.42	*	*	26.56	*	31.7
19 - 20	26.44	25.8	27.53	27.31	27.16	*	*	26.85	*	32
20 - 21	28.87	27.87	27.81	26.24	28.46	*	*	27.85	*	33.42
21 - 22	27.4	25.36	27.71	26.64	26.43	*	*	26.71	*	32.6
22 - 23	28.67	29.46	27.26	29.06	27.52	*	*	28.39	*	33.32
23 - 24	32	25.33	32	27	26	*	*	28.47	*	34

Hour	Aug 2022							Week Day Avg	Weekend Avg	Week Day 85% Avg Speed
	Monday	Tuesday	Wednesday	Thursday	Friday	Saturday	Sunday			
0 - 1	32	0	42	*	*	31.46	24.5	24.67	27.98	26.67
1 - 2	29.75	0	0	*	*	29.5	19.5	9.92	24.5	11.1
2 - 3	0	22.5	0	*	*	32	12.5	7.5	22.25	8.33
3 - 4	0	0	0	*	*	0	0	0	0	0
4 - 5	0	0	0	*	*	30.67	0	0	15.33	0
5 - 6	12	37	42	*	*	28.57	0	30.33	14.29	36.67
6 - 7	28.45	31.08	29.54	*	*	29.69	27.41	29.69	28.55	36.67
7 - 8	28.12	28.53	29.17	*	*	31.24	29.38	28.61	30.31	33.23
8 - 9	27.84	27.11	28.14	*	*	28.87	26.22	27.7	27.54	33.03
9 - 10	25.79	26.13	25.74	*	*	27.56	26.92	25.89	27.24	30.43
10 - 11	26.19	24.69	25.99	*	*	27.39	26.83	25.62	27.11	29.87
11 - 12	25.83	25.37	25.55	*	*	27.99	25.76	25.58	26.87	29.6
12 - 13	25.43	25.79	25.78	*	*	27.29	26.49	25.67	26.89	29.63
13 - 14	24.97	25.71	25.93	*	*	27.39	25.59	25.54	26.49	29.63
14 - 15	24.95	24.84	25.23	*	*	24.42	25.46	25.01	24.94	29.37
15 - 16	24.97	25.08	26.71	*	*	25.7	25.65	25.58	25.67	30.13
16 - 17	25.17	26.22	25.89	*	*	25.85	24.97	25.76	25.41	30.4
17 - 18	25.06	26.93	25.82	*	*	26.8	26.9	25.94	26.85	30.57
18 - 19	26.49	27.76	26.45	*	*	26.04	27.21	26.9	26.62	31.9
19 - 20	27.2	26.9	27.03	*	*	27.44	27.4	27.04	27.42	31.67
20 - 21	27.69	26.1	27.93	*	*	28.48	26.89	27.24	27.69	32.17
21 - 22	28.96	30.64	29.61	*	*	26.46	28.04	29.73	27.25	35.97
22 - 23	29.45	26.89	28.18	*	*	28.47	27.8	28.18	28.14	33.03
23 - 24	27	28.83	29.75	*	*	27.25	30.42	28.53	28.83	35.83

Hour	Sep 2022							Week Day Avg	Weekend Avg	Week Day 85% Avg Speed
	Monday	Tuesday	Wednesday	Thursday	Friday	Saturday	Sunday			
0 - 1	24.5	27	0	42	29.5	28.1	30.25	24.6	29.18	28
1 - 2	27	27	0	21.29	22	32	26	19.46	29	22
2 - 3	22	0	0	37	0	29.5	0	11.8	14.75	13
3 - 4	27	0	0	0	0	0	0	5.4	0	6
4 - 5	27	0	0	14	37	0	0	15.6	0	21
5 - 6	32	33.43	32.83	34.86	26.6	35	0	31.94	17.5	43.84
6 - 7	28.61	31.33	28.87	30.51	30	28.38	31.69	29.86	30.03	35.42
7 - 8	28.77	27.7	28.62	28.63	28.83	27.64	30	28.51	28.82	33.92
8 - 9	28.27	28.76	27.95	28.37	28.1	27.11	28.67	28.29	27.89	33.56
9 - 10	25	26.43	25.31	27.53	26.01	24.54	27.1	26.06	25.82	30.48
10 - 11	25.28	25.59	24.96	26.65	25.77	25.16	25.92	25.65	25.54	29.7
11 - 12	24.54	24.54	26.78	25.53	25.73	25.63	24.79	25.42	25.21	29.5
12 - 13	26.02	25.35	26.45	25.86	25.54	25.6	25.63	25.84	25.62	29.58
13 - 14	26.12	25.23	25.57	25.42	25.7	25.55	25.14	25.61	25.34	29.6
14 - 15	25.08	25.83	25.03	25.5	25.28	25.01	25.24	25.34	25.12	29.46
15 - 16	24.57	25.19	25.26	25.86	25.53	26.43	25.79	25.28	26.11	29.6
16 - 17	24.8	26.36	25.39	25.64	26.22	25.43	25.26	25.68	25.34	30.08
17 - 18	24.88	27.19	26.31	26.98	27.32	26.69	27	26.54	26.85	31.2
18 - 19	26.62	25.81	27.35	26.69	26.42	26.89	27.33	26.58	27.11	31.82
19 - 20	26.44	25.8	27.53	27.28	26.47	27.41	25.36	26.7	26.39	31.94
20 - 21	28.87	27.87	27.81	26.5	26.83	27.91	28	27.58	27.96	33.38
21 - 22	27.4	25.36	27.71	26.35	27.79	26.85	27.7	26.92	27.28	33.22
22 - 23	28.67	29.46	27.26	30.56	28.37	28.53	30.64	28.86	29.58	33.94
23 - 24	32	25.33	32	27.31	27.71	25.71	30	28.87	27.86	37

	2022-08-22	to	2022-08-28							
	Monday	Tuesday	Wednesday	Thursday	Friday	Saturday	Sunday	Week	Weekend	Week Day 85%
Hour	2022-08-22	2022-08-23	2022-08-24	2022-08-25	2022-08-26	2022-08-27	2022-08-28	Day Avg	Avg	Avg Speed
0 - 1	*	*	*	*	*	34.4	30	0	32.2	0
1 - 2	*	*	*	*	*	35	25	0	30	0
2 - 3	*	*	*	*	*	35	15	0	25	0
3 - 4	*	*	*	*	*	0	0	0	0	0
4 - 5	*	*	*	*	*	35	0	0	17.5	0
5 - 6	*	*	*	*	*	35	0	0	17.5	0
6 - 7	*	*	*	*	*	35	35	0	35	0
7 - 8	*	*	*	*	*	37.9	36.2	0	37.05	0
8 - 9	*	*	*	*	*	34.4	32.5	0	33.45	0
9 - 10	*	*	*	*	*	34	32.2	0	33.1	0
10 - 11	*	*	*	*	*	33.6	30.6	0	32.1	0
11 - 12	*	*	*	*	*	33.4	29.8	0	31.6	0
12 - 13	*	*	*	*	*	33.4	31.6	0	32.5	0
13 - 14	*	*	*	*	*	33.2	29.6	0	31.4	0
14 - 15	*	*	*	*	*	28.8	29.5	0	29.15	0
15 - 16	*	*	*	*	*	29.6	29.8	0	29.7	0
16 - 17	*	*	*	*	*	29.9	29.5	0	29.7	0
17 - 18	*	*	*	*	*	31.5	31	0	31.25	0
18 - 19	*	*	*	*	*	30.5	32.5	0	31.5	0
19 - 20	*	*	*	*	*	31.7	33	0	32.35	0
20 - 21	*	*	*	*	*	34	34.2	0	34.1	0
21 - 22	*	*	*	*	*	34.4	34.3	0	34.35	0
22 - 23	*	*	*	*	*	33.3	36.7	0	35	0
23 - 24	*	*	*	*	*	30	35	0	32.5	0

	2022-08-29	to	2022-09-04							
	Monday	Tuesday	Wednesday	Thursday	Friday	Saturday	Sunday	Week	Weekend	Week Day 85%
Hour	2022-08-29	2022-08-30	2022-08-31	2022-09-01	2022-09-02	2022-09-03	2022-09-04	Day Avg	Avg	Avg Speed
0 - 1	35	0	45	0	30	35	38.3	22	36.65	22
1 - 2	33.3	0	0	22.5	25	0	28.3	16.16	14.15	16.16
2 - 3	0	25	0	40	0	30	0	13	15	13
3 - 4	0	0	0	0	0	0	0	0	0	0
4 - 5	0	0	0	10	35	0	0	9	0	9
5 - 6	15	45	50	55	42.5	38.3	0	41.5	19.15	41.5
6 - 7	35	37.5	37.5	35	36.7	33.8	40	36.34	36.9	36.34
7 - 8	32	33.8	33.9	34.2	33.5	37	34.3	33.48	35.65	33.48
8 - 9	33.9	32.9	32.3	33	33.1	32.5	33.3	33.04	32.9	33.04
9 - 10	30	31.7	29.6	32.6	29.9	31.2	33.3	30.76	32.25	30.76
10 - 11	29.7	29.1	30.8	30.7	30.7	31.9	29.9	30.2	30.9	30.2
11 - 12	29.7	29.4	29.7	29.8	29.7	29.7	29.2	29.66	29.45	29.66
12 - 13	29.4	29.8	29.7	29.7	29.9	29.6	29.6	29.7	29.6	29.7
13 - 14	29.2	29.8	29.9	29.6	29.9	29.7	29.5	29.68	29.6	29.68
14 - 15	29.6	29.2	29.3	29.5	29.4	29.7	29.3	29.4	29.5	29.4
15 - 16	29.9	29.7	30.8	29.8	29.8	29.9	29.9	30	29.9	30
16 - 17	29.5	30	31.7	29.7	29.8	29.9	29.7	30.14	29.8	30.14
17 - 18	29.4	31.7	30.6	31.9	31.7	30.3	32.6	31.06	31.45	31.06
18 - 19	32	32.5	31.2	31.5	32.3	31.6	33.6	31.9	32.6	31.9
19 - 20	32.1	32.1	30.8	33.3	31.5	32.5	29.7	31.96	31.1	31.96
20 - 21	33.3	29.7	33.5	30	32.5	33.3	32.5	31.8	32.9	31.8
21 - 22	36.2	36.7	35	33.8	33.3	33	33.3	35	33.15	35
22 - 23	33.8	33.6	31.7	37	35	35	35	34.22	35	34.22
23 - 24	35	35	37.5	35	40	35	37.5	36.5	36.25	36.5

	2022-09-05	to	2022-09-11							
	Monday	Tuesday	Wednesday	Thursday	Friday	Saturday	Sunday	Week	Weekend	Week Day 85%
Hour	2022-09-05	2022-09-06	2022-09-07	2022-09-08	2022-09-09	2022-09-10	2022-09-11	Day Avg	Avg	Avg Speed
0 - 1	30	35	0	45	50	29	*	32	29	32
1 - 2	30	30	0	30	0	40	*	18	40	18
2 - 3	25	0	0	0	0	35	*	5	35	5
3 - 4	30	0	0	0	0	0	*	6	0	6
4 - 5	30	0	0	30	45	0	*	21	0	21
5 - 6	40	47.5	40	30	30	35	*	37.5	35	37.5
6 - 7	34.3	35	34.4	38.8	37.5	35	*	36	35	36
7 - 8	34.6	32.9	34	34.1	35	32.1	*	34.12	32.1	34.12
8 - 9	33.8	33.8	33.2	35	33.3	32.1	*	33.82	32.1	33.82
9 - 10	29.7	30.4	29.9	32.1	29.9	28.8	*	30.4	28.8	30.4
10 - 11	29.8	29.2	29.1	29.7	30	28.6	*	29.56	28.6	29.56
11 - 12	29.1	29.2	30	29.1	29.9	29.5	*	29.46	29.5	29.46
12 - 13	29.5	29.1	30.2	29.5	29.4	29.4	*	29.54	29.4	29.54
13 - 14	29.8	29.5	29.3	30.3	29.3	29.8	*	29.64	29.8	29.64
14 - 15	29.2	29.5	29.4	29.7	29.8	*	*	29.52	0	29.52
15 - 16	29.4	29.3	29.6	30.3	29.9	*	*	29.7	0	29.7
16 - 17	29.8	30.8	29.9	30.3	31.2	*	*	30.4	0	30.4
17 - 18	29.8	32.2	29.9	32.6	32.5	*	*	31.4	0	31.4
18 - 19	32.2	32.1	31.2	31.9	31.1	*	*	31.7	0	31.7
19 - 20	30	31.4	33.3	32.3	33	*	*	32	0	32
20 - 21	38	33.5	32.5	30	33.1	*	*	33.42	0	33.42
21 - 22	36.7	30	33.8	30	32.5	*	*	32.6	0	32.6
22 - 23	33.8	33.6	32.5	36.7	30	*	*	33.32	0	33.32
23 - 24	40	35	35	30	30	*	*	34	0	34

Hour	Aug 2022							Week Day Avg	Weekend Avg	Week Day 85% Avg Speed
	Monday	Tuesday	Wednesday	Thursday	Friday	Saturday	Sunday			
0 - 1	35	0	45	*	*	34.4	30	26.67	32.2	26.67
1 - 2	33.3	0	0	*	*	35	25	11.1	30	11.1
2 - 3	0	25	0	*	*	35	15	8.33	25	8.33
3 - 4	0	0	0	*	*	0	0	0	0	0
4 - 5	0	0	0	*	*	35	0	0	17.5	0
5 - 6	15	45	50	*	*	35	0	36.67	17.5	36.67
6 - 7	35	37.5	37.5	*	*	35	35	36.67	35	36.67
7 - 8	32	33.8	33.9	*	*	37.9	36.2	33.23	37.05	33.23
8 - 9	33.9	32.9	32.3	*	*	34.4	32.5	33.03	33.45	33.03
9 - 10	30	31.7	29.6	*	*	34	32.2	30.43	33.1	30.43
10 - 11	29.7	29.1	30.8	*	*	33.6	30.6	29.87	32.1	29.87
11 - 12	29.7	29.4	29.7	*	*	33.4	29.8	29.6	31.6	29.6
12 - 13	29.4	29.8	29.7	*	*	33.4	31.6	29.63	32.5	29.63
13 - 14	29.2	29.8	29.9	*	*	33.2	29.6	29.63	31.4	29.63
14 - 15	29.6	29.2	29.3	*	*	28.8	29.5	29.37	29.15	29.37
15 - 16	29.9	29.7	30.8	*	*	29.6	29.8	30.13	29.7	30.13
16 - 17	29.5	30	31.7	*	*	29.9	29.5	30.4	29.7	30.4
17 - 18	29.4	31.7	30.6	*	*	31.5	31	30.57	31.25	30.57
18 - 19	32	32.5	31.2	*	*	30.5	32.5	31.9	31.5	31.9
19 - 20	32.1	32.1	30.8	*	*	31.7	33	31.67	32.35	31.67
20 - 21	33.3	29.7	33.5	*	*	34	34.2	32.17	34.1	32.17
21 - 22	36.2	36.7	35	*	*	34.4	34.3	35.97	34.35	35.97
22 - 23	33.8	33.6	31.7	*	*	33.3	36.7	33.03	35	33.03
23 - 24	35	35	37.5	*	*	30	35	35.83	32.5	35.83

Hour	Sep 2022							Week Day Avg	Weekend Avg	Week Day 85% Avg Speed
	Monday	Tuesday	Wednesday	Thursday	Friday	Saturday	Sunday			
0 - 1	30	35	0	45	30	32.5	38.3	28	35.4	28
1 - 2	30	30	0	25	25	40	28.3	22	34.15	22
2 - 3	25	0	0	40	0	35	0	13	17.5	13
3 - 4	30	0	0	0	0	0	0	6	0	6
4 - 5	30	0	0	30	45	0	0	21	0	21
5 - 6	40	47.5	40	50	41.7	38.3	0	43.84	19.15	43.84
6 - 7	34.3	35	34.4	36.4	37	35	40	35.42	37.5	35.42
7 - 8	34.6	32.9	34	34.1	34	34.1	34.3	33.92	34.2	33.92
8 - 9	33.8	33.8	33.2	33.8	33.2	32.5	33.3	33.56	32.9	33.56
9 - 10	29.7	30.4	29.9	32.4	30	29.8	33.3	30.48	31.55	30.48
10 - 11	29.8	29.2	29.1	30.1	30.3	29.8	29.9	29.7	29.85	29.7
11 - 12	29.1	29.2	30	29.4	29.8	29.6	29.2	29.5	29.4	29.5
12 - 13	29.5	29.1	30.2	29.5	29.6	29.5	29.6	29.58	29.55	29.58
13 - 14	29.8	29.5	29.3	29.8	29.6	29.8	29.5	29.6	29.65	29.6
14 - 15	29.2	29.5	29.4	29.6	29.6	29.7	29.3	29.46	29.5	29.46
15 - 16	29.4	29.3	29.6	29.9	29.8	29.9	29.9	29.6	29.9	29.6
16 - 17	29.8	30.8	29.9	29.9	30	29.9	29.7	30.08	29.8	30.08
17 - 18	29.8	32.2	29.9	32.2	31.9	30.3	32.6	31.2	31.45	31.2
18 - 19	32.2	32.1	31.2	31.7	31.9	31.6	33.6	31.82	32.6	31.82
19 - 20	30	31.4	33.3	32.8	32.2	32.5	29.7	31.94	31.1	31.94
20 - 21	38	33.5	32.5	30	32.9	33.3	32.5	33.38	32.9	33.38
21 - 22	36.7	30	33.8	32.5	33.1	33	33.3	33.22	33.15	33.22
22 - 23	33.8	33.6	32.5	36.9	32.9	35	35	33.94	35	33.94
23 - 24	40	35	35	35	40	35	37.5	37	36.25	37

Starting Hour	Count	Average Speed of all Traffic	Violator Counts	Average Speed of Violators
00:00:00	11	26.1	7	33.9
01:00:00	4	23.1	3	32.5
02:00:00	1	32.5	1	32.5
03:00:00	0	N/A	N/A	N/A
04:00:00	3	20.0	2	32.5
05:00:00	7	25.7	3	35.8
06:00:00	13	24.8	7	33.9
07:00:00	48	20.6	30	35.3
08:00:00	77	14.0	43	33.7
09:00:00	113	11.7	42	33.9
10:00:00	139	10.3	40	34.4
11:00:00	152	9.2	55	33.5
12:00:00	143	9.7	47	33.6
13:00:00	143	8.8	51	33.3
14:00:00	99	5.6	5	32.5
15:00:00	161	6.7	19	33.3
16:00:00	169	7.0	25	33.1
17:00:00	150	8.2	27	33.8
18:00:00	85	11.1	15	33.5
19:00:00	58	13.7	11	34.3
20:00:00	30	17.7	9	34.2
21:00:00	25	18.3	10	33.5
22:00:00	18	20.0	6	35.0
23:00:00	7	15.7	1	32.5
00:00:00	3	25.8	0	NaN
01:00:00	2	20.0	0	NaN
02:00:00	2	6.3	0	NaN
03:00:00	0	N/A	N/A	N/A
04:00:00	0	N/A	N/A	N/A
05:00:00	0	N/A	N/A	N/A
06:00:00	17	23.7	9	34.2
07:00:00	19	21.7	9	35.8
08:00:00	27	22.0	6	33.3
09:00:00	34	17.6	10	33.0
10:00:00	122	8.8	22	33.9
11:00:00	142	7.1	17	32.8
12:00:00	169	7.2	36	33.6
13:00:00	195	5.4	19	32.5
14:00:00	184	6.6	21	33.2
15:00:00	180	6.1	22	33.0
16:00:00	173	6.7	17	32.8
17:00:00	109	9.0	19	33.8
18:00:00	50	15.0	10	34.0
19:00:00	53	15.6	15	34.5
20:00:00	38	14.8	9	34.2
21:00:00	25	20.4	10	34.5
22:00:00	16	25.3	7	34.6
23:00:00	12	28.1	7	33.9
00:00:00	1	32.5	1	32.5
01:00:00	4	13.8	3	32.5
02:00:00	0	N/A	N/A	N/A

Starting Hour	Count	Average Speed of all Traffic	Violator Counts	Average Speed of Violators
03:00:00	0	N/A	N/A	N/A
04:00:00	0	N/A	N/A	N/A
05:00:00	1	12.5	0	NaN
06:00:00	10	22.5	2	35.0
07:00:00	18	22.2	6	33.3
08:00:00	36	18.5	11	34.8
09:00:00	98	10.2	18	32.5
10:00:00	117	8.0	11	33.0
11:00:00	183	6.3	23	33.2
12:00:00	180	5.9	19	33.3
13:00:00	200	5.2	15	32.5
14:00:00	187	6.1	21	32.5
15:00:00	185	6.3	27	32.5
16:00:00	140	7.5	15	33.2
17:00:00	120	7.6	10	33.0
18:00:00	69	13.8	18	32.8
19:00:00	49	14.5	10	34.0
20:00:00	17	26.2	6	32.5
21:00:00	22	20.9	10	34.0
22:00:00	12	25.0	9	33.1
23:00:00	3	27.5	2	32.5
00:00:00	0	N/A	N/A	N/A
01:00:00	0	N/A	N/A	N/A
02:00:00	2	11.3	0	NaN
03:00:00	0	N/A	N/A	N/A
04:00:00	0	N/A	N/A	N/A
05:00:00	3	37.5	2	42.5
06:00:00	23	26.4	12	36.3
07:00:00	58	16.3	19	34.3
08:00:00	53	17.2	14	35.7
09:00:00	93	11.2	21	33.7
10:00:00	152	6.5	10	33.0
11:00:00	158	6.6	14	33.2
12:00:00	136	7.2	16	32.5
13:00:00	131	8.9	17	33.4
14:00:00	139	7.0	10	32.5
15:00:00	147	8.0	19	32.8
16:00:00	138	7.6	20	33.3
17:00:00	139	8.5	26	33.8
18:00:00	72	10.9	18	33.3
19:00:00	59	13.7	16	33.4
20:00:00	29	19.2	4	35.0
21:00:00	23	20.1	10	35.0
22:00:00	29	18.8	10	34.0
23:00:00	5	25.0	2	35.0
00:00:00	2	32.5	1	42.5
01:00:00	0	N/A	N/A	N/A
02:00:00	0	N/A	N/A	N/A
03:00:00	0	N/A	N/A	N/A
04:00:00	0	N/A	N/A	N/A
05:00:00	3	42.5	3	42.5

Starting Hour	Count	Average Speed of all Traffic	Violator Counts	Average Speed of Violators
06:00:00	19	21.6	12	34.6
07:00:00	71	13.8	25	34.5
08:00:00	47	15.4	14	33.2
09:00:00	95	8.5	11	33.9
10:00:00	107	9.1	17	33.1
11:00:00	146	7.7	17	33.7
12:00:00	143	7.5	21	32.7
13:00:00	140	6.8	16	33.1
14:00:00	167	5.9	16	32.5
15:00:00	132	7.8	20	33.5
16:00:00	160	7.5	29	33.0
17:00:00	124	8.9	25	33.7
18:00:00	99	10.6	18	33.1
19:00:00	38	17.7	8	33.1
20:00:00	26	20.5	10	33.0
21:00:00	22	25.3	9	34.2
22:00:00	21	15.6	4	35.0
23:00:00	5	22.0	2	37.5
00:00:00	0	N/A	N/A	N/A
01:00:00	2	20.0	0	NaN
02:00:00	3	25.8	1	37.5
03:00:00	0	N/A	N/A	N/A
04:00:00	2	3.8	0	NaN
05:00:00	2	50.0	2	50.0
06:00:00	16	23.8	10	34.0
07:00:00	73	14.0	24	34.2
08:00:00	69	13.2	24	33.5
09:00:00	80	10.9	23	32.9
10:00:00	122	7.5	25	32.5
11:00:00	146	7.8	14	33.2
12:00:00	154	6.7	22	33.4
13:00:00	175	5.9	20	32.5
14:00:00	140	7.4	12	33.3
15:00:00	128	8.7	13	34.4
16:00:00	137	9.1	19	34.1
17:00:00	142	7.9	30	33.3
18:00:00	70	11.3	17	32.8
19:00:00	74	14.3	14	35.7
20:00:00	34	14.9	7	34.6
21:00:00	15	23.5	6	34.2
22:00:00	29	24.0	17	34.6
23:00:00	12	27.9	5	34.5
00:00:00	1	27.5	0	NaN
01:00:00	1	22.5	0	NaN
02:00:00	0	N/A	N/A	N/A
03:00:00	0	N/A	N/A	N/A
04:00:00	1	32.5	1	32.5
05:00:00	3	35.8	2	42.5
06:00:00	13	28.8	8	35.0
07:00:00	66	14.0	21	33.7
08:00:00	81	12.5	27	33.6

Starting Hour	Count	Average Speed of all Traffic	Violator Counts	Average Speed of Violators
09:00:00	83	11.1	12	32.9
10:00:00	98	10.4	16	33.4
11:00:00	133	7.4	15	33.2
12:00:00	140	7.6	18	33.3
13:00:00	120	8.3	18	32.8
14:00:00	170	6.8	18	33.3
15:00:00	119	7.9	16	33.1
16:00:00	128	8.1	13	34.0
17:00:00	134	7.6	27	33.1
18:00:00	79	12.6	18	33.3
19:00:00	57	13.1	14	32.9
20:00:00	34	18.2	7	33.2
21:00:00	16	19.5	7	33.2
22:00:00	23	23.3	11	33.9
23:00:00	2	32.5	1	37.5
00:00:00	5	29.5	3	34.2
01:00:00	0	N/A	N/A	N/A
02:00:00	1	27.5	0	NaN
03:00:00	0	N/A	N/A	N/A
04:00:00	0	N/A	N/A	N/A
05:00:00	4	36.3	4	36.3
06:00:00	8	21.3	3	32.5
07:00:00	20	28.4	10	35.0
08:00:00	44	19.5	15	34.2
09:00:00	100	9.7	19	32.8
10:00:00	115	9.2	24	33.1
11:00:00	156	6.9	17	33.1
12:00:00	170	6.7	22	33.2
13:00:00	128	9.0	15	33.8
14:00:00	146	8.0	18	32.8
15:00:00	132	8.2	19	33.3
16:00:00	125	8.4	18	32.8
17:00:00	108	9.7	19	33.0
18:00:00	93	10.1	17	33.4
19:00:00	54	13.7	15	32.8
20:00:00	29	18.2	8	33.1
21:00:00	17	21.2	4	32.5
22:00:00	17	23.7	7	34.6
23:00:00	8	23.4	3	34.2
00:00:00	8	25.9	4	36.3
01:00:00	4	19.4	0	NaN
02:00:00	0	N/A	N/A	N/A
03:00:00	0	N/A	N/A	N/A
04:00:00	0	N/A	N/A	N/A
05:00:00	0	N/A	N/A	N/A
06:00:00	11	29.1	6	38.3
07:00:00	20	24.3	10	34.5
08:00:00	18	18.9	9	32.5
09:00:00	50	14.6	14	34.3
10:00:00	105	9.3	14	32.5
11:00:00	135	7.5	11	33.9

Starting Hour	Count	Average Speed of all Traffic	Violator Counts	Average Speed of Violators
12:00:00	138	8.3	16	33.8
13:00:00	174	6.5	20	33.0
14:00:00	157	6.4	10	33.0
15:00:00	169	5.9	25	32.7
16:00:00	116	8.4	14	32.9
17:00:00	77	13.1	18	33.9
18:00:00	65	15.7	19	34.1
19:00:00	41	17.1	7	35.4
20:00:00	20	16.3	5	32.5
21:00:00	18	19.3	5	32.5
22:00:00	12	31.7	6	35.8
23:00:00	10	24.5	6	34.2
00:00:00	2	25.0	0	NaN
01:00:00	1	27.5	0	NaN
02:00:00	1	22.5	0	NaN
03:00:00	1	27.5	0	NaN
04:00:00	1	27.5	0	NaN
05:00:00	3	32.5	2	35.0
06:00:00	15	23.3	7	33.9
07:00:00	60	15.0	20	35.8
08:00:00	57	12.7	19	33.0
09:00:00	96	9.7	14	33.9
10:00:00	108	8.6	16	32.5
11:00:00	144	7.9	10	34.0
12:00:00	139	6.6	12	32.9
13:00:00	159	7.0	21	33.0
14:00:00	129	7.5	10	34.0
15:00:00	152	7.7	16	32.8
16:00:00	128	8.6	19	33.0
17:00:00	129	8.4	17	33.1
18:00:00	69	13.1	11	34.8
19:00:00	35	16.7	6	32.5
20:00:00	15	23.3	6	36.7
21:00:00	16	25.5	6	35.0
22:00:00	10	29.0	4	33.8
23:00:00	5	31.5	3	34.2
00:00:00	2	27.5	1	32.5
01:00:00	1	27.5	0	NaN
02:00:00	0	N/A	N/A	N/A
03:00:00	0	N/A	N/A	N/A
04:00:00	0	N/A	N/A	N/A
05:00:00	6	31.7	3	42.5
06:00:00	16	26.7	11	35.2
07:00:00	67	13.6	19	33.8
08:00:00	60	14.4	19	34.1
09:00:00	84	11.2	16	33.4
10:00:00	115	7.5	7	34.6
11:00:00	142	6.7	12	32.5
12:00:00	146	5.7	4	35.0
13:00:00	154	6.7	18	33.1
14:00:00	144	6.5	12	32.5

Starting Hour	Count	Average Speed of all Traffic	Violator Counts	Average Speed of Violators
15:00:00	163	6.7	14	32.9
16:00:00	137	8.5	22	34.3
17:00:00	111	9.7	28	33.6
18:00:00	65	12.9	13	33.3
19:00:00	43	14.9	8	33.1
20:00:00	24	19.8	8	32.5
21:00:00	13	18.7	5	33.5
22:00:00	14	25.0	7	32.5
23:00:00	3	25.8	1	32.5
00:00:00	0	N/A	N/A	N/A
01:00:00	0	N/A	N/A	N/A
02:00:00	0	N/A	N/A	N/A
03:00:00	0	N/A	N/A	N/A
04:00:00	0	N/A	N/A	N/A
05:00:00	6	33.3	4	37.5
06:00:00	14	18.0	8	33.8
07:00:00	57	17.6	22	34.5
08:00:00	61	14.5	23	33.8
09:00:00	82	12.5	13	33.3
10:00:00	126	7.0	6	32.5
11:00:00	130	8.1	20	33.5
12:00:00	140	7.5	22	32.7
13:00:00	163	6.4	13	32.9
14:00:00	140	7.3	17	33.7
15:00:00	175	6.5	17	33.1
16:00:00	129	9.7	20	34.3
17:00:00	121	8.1	16	32.8
18:00:00	80	11.4	14	34.3
19:00:00	36	17.3	9	33.1
20:00:00	28	19.6	9	34.2
21:00:00	15	25.7	4	32.5
22:00:00	19	19.9	7	33.9
23:00:00	4	28.8	2	32.5
00:00:00	1	42.5	1	42.5
01:00:00	3	24.2	0	NaN
02:00:00	0	N/A	N/A	N/A
03:00:00	0	N/A	N/A	N/A
04:00:00	1	27.5	0	NaN
05:00:00	4	28.8	1	37.5
06:00:00	18	21.1	7	36.8
07:00:00	61	16.7	24	34.6
08:00:00	59	17.9	25	34.5
09:00:00	77	10.7	17	32.5
10:00:00	86	9.8	12	32.9
11:00:00	149	6.0	9	32.5
12:00:00	154	6.3	14	32.5
13:00:00	114	8.9	14	33.6
14:00:00	141	7.0	19	33.0
15:00:00	143	7.9	22	33.2
16:00:00	129	7.9	19	33.0
17:00:00	96	11.0	26	33.7

Starting Hour	Count	Average Speed of all Traffic	Violator Counts	Average Speed of Violators
18:00:00	56	13.8	11	34.3
19:00:00	51	16.5	14	33.2
20:00:00	22	21.1	3	35.8
21:00:00	12	20.6	2	32.5
22:00:00	15	23.7	5	35.5
23:00:00	6	22.9	1	32.5
00:00:00	3	30.8	1	47.5
01:00:00	0	N/A	N/A	N/A
02:00:00	0	N/A	N/A	N/A
03:00:00	0	N/A	N/A	N/A
04:00:00	1	42.5	1	42.5
05:00:00	3	29.2	1	42.5
06:00:00	13	24.8	6	35.8
07:00:00	64	17.5	26	34.8
08:00:00	60	15.1	24	33.1
09:00:00	111	8.5	15	32.8
10:00:00	126	7.9	20	32.5
11:00:00	124	8.7	18	32.8
12:00:00	155	6.9	14	33.2
13:00:00	147	6.9	12	33.3
14:00:00	134	8.0	18	33.1
15:00:00	134	8.6	18	33.3
16:00:00	107	10.3	17	34.6
17:00:00	104	9.7	26	33.5
18:00:00	60	14.9	11	33.4
19:00:00	49	15.6	15	33.5
20:00:00	22	20.7	8	33.1
21:00:00	10	21.5	3	32.5
22:00:00	31	11.9	5	32.5
23:00:00	4	26.3	1	47.5

Incoming Histogram
 Bridge Rd - Lathams 27/08/22 to 10/09/22

from Sat-Aug-27-2022-12-00-AM to Sat-Sep-10-2022-01-59-PM

Date	Starting Hr:min	<5 5 to <10	10 to <15	15 to <20	20 to <25	25 to <30	30 to <35	35 to <40	40 to <45	45 to <50	50 to <55	55 to <60	60 to <65	65 to <70	70 to <75	75 to <80	80 to <85	85 to <90	90 to <95	95 to <100	100 to <105	105 to <110	110 to <115	115 to <120	120 to <125	125 to <130	130 to <135	135 to <140	140 to <145	145 to <150	150 to <155	155 to <160	160 to <165	165 to <170	170 to <175	175 to <180	180 to <185	185 to <190	190 to <195	195 to >200	Total Counts	85pct Speed	10MPH Pace	% in pace	# of Speeders	% Speeders
28/08/2022	00:00	0	0	0	1	1	0	0	0	0	0	0	0	0	0	0	0	0	0	0	0	0	0	0	0	0	0	0	0	0	0	0	0	0	0	0	0	0	2	30	20 to 30	100.0	*	*		
28/08/2022	01:00	0	0	1	1	0	0	0	0	0	0	0	0	0	0	0	0	0	0	0	0	0	0	0	0	0	0	0	0	0	0	0	0	0	0	0	0	0	2	25	15 to 25	100.0	*	*		
28/08/2022	02:00	0	2	0	0	0	0	0	0	0	0	0	0	0	0	0	0	0	0	0	0	0	0	0	0	0	0	0	0	0	0	0	0	0	0	0	0	0	2	15	5 to 15	100.0	*	*		
28/08/2022	03:00	0	0	0	0	0	0	0	0	0	0	0	0	0	0	0	0	0	0	0	0	0	0	0	0	0	0	0	0	0	0	0	0	0	0	0	0	0	0	0	0	0	*	*	*	*
28/08/2022	04:00	0	0	0	0	0	0	0	0	0	0	0	0	0	0	0	0	0	0	0	0	0	0	0	0	0	0	0	0	0	0	0	0	0	0	0	0	0	0	0	0	0	*	*	*	*
28/08/2022	05:00	0	0	0	0	0	0	0	0	0	0	0	0	0	0	0	0	0	0	0	0	0	0	0	0	0	0	0	0	0	0	0	0	0	0	0	0	0	0	0	0	0	*	*	*	*
28/08/2022	06:00	0	1	1	2	3	6	3	0	0	0	0	0	0	0	0	0	0	0	0	0	0	0	0	0	0	0	0	0	0	0	0	0	0	0	0	0	0	0	17	35	30 to 40	70.6	9	52.9	
28/08/2022	07:00	0	0	0	6	8	5	4	1	0	0	0	0	0	0	0	0	0	0	0	0	0	0	0	0	0	0	0	0	0	0	0	0	0	0	0	0	0	24	36.2	25 to 35	79.2	10	41.7		
28/08/2022	08:00	0	0	3	4	11	4	1	0	0	0	0	0	0	0	0	0	0	0	0	0	0	0	0	0	0	0	0	0	0	0	0	0	0	0	0	0	23	32.5	25 to 35	82.6	5	21.7			
28/08/2022	09:00	0	1	0	10	19	9	1	0	0	0	0	0	0	0	0	0	0	0	0	0	0	0	0	0	0	0	0	0	0	0	0	0	0	0	0	0	40	32.2	25 to 35	95.0	10	25.0			
28/08/2022	10:00	0	1	5	26	76	16	6	0	0	0	0	0	0	0	0	0	0	0	0	0	0	0	0	0	0	0	0	0	0	0	0	0	0	0	0	0	131	30.6	25 to 35	90.1	22	16.8			
28/08/2022	11:00	0	1	8	40	68	16	1	0	0	0	0	0	0	0	0	0	0	0	0	0	0	0	0	0	0	0	0	0	0	0	0	0	0	0	0	0	135	29.8	25 to 35	91.9	17	12.6			
28/08/2022	12:00	0	2	6	58	78	28	8	0	0	0	0	0	0	0	0	0	0	0	0	0	0	0	0	0	0	0	0	0	0	0	0	0	0	0	0	0	180	31.6	25 to 35	91.1	36	20.0			
28/08/2022	13:00	0	3	8	59	98	22	0	0	0	0	0	0	0	0	0	0	0	0	0	0	0	0	0	0	0	0	0	0	0	0	0	0	0	0	0	0	192	29.6	25 to 35	93.2	22	11.5			
28/08/2022	14:00	0	1	14	59	90	16	3	0	0	0	0	0	0	0	0	0	0	0	0	0	0	0	0	0	0	0	0	0	0	0	0	0	0	0	0	0	184	29.5	25 to 35	89.7	19	10.3			
28/08/2022	15:00	0	4	11	47	87	20	2	0	0	0	0	0	0	0	0	0	0	0	0	0	0	0	0	0	0	0	0	0	0	0	0	0	0	0	0	0	172	29.8	25 to 35	89.5	22	12.8			
28/08/2022	16:00	0	2	15	53	84	16	1	0	0	0	0	0	0	0	0	0	0	0	0	0	0	0	0	0	0	0	0	0	0	0	0	0	0	0	0	0	175	29.5	25 to 35	87.4	17	9.7			
28/08/2022	17:00	0	0	4	25	54	15	2	0	1	0	0	0	0	0	0	0	0	0	0	0	0	0	0	0	0	0	0	0	0	0	0	0	0	0	0	0	101	31	25 to 35	93.1	18	17.8			
28/08/2022	18:00	0	0	2	8	26	8	3	0	0	0	0	0	0	0	0	0	0	0	0	0	0	0	0	0	0	0	0	0	0	0	0	0	0	0	0	0	48	32.5	25 to 35	87.5	11	22.9			
28/08/2022	19:00	0	0	2	12	26	10	2	2	0	0	0	0	0	0	0	0	0	0	0	0	0	0	0	0	0	0	0	0	0	0	0	0	0	0	0	0	55	33	25 to 35	87.3	14	25.5			
28/08/2022	20:00	0	0	2	7	15	6	4	0	0	0	0	0	0	0	0	0	0	0	0	0	0	0	0	0	0	0	0	0	0	0	0	0	0	0	0	0	36	34.2	25 to 35	77.8	10	27.8			
28/08/2022	21:00	0	1	1	4	9	7	3	0	0	0	0	0	0	0	0	0	0	0	0	0	0	0	0	0	0	0	0	0	0	0	0	0	0	0	0	0	25	34.3	25 to 35	80.0	10	40.0			
28/08/2022	22:00	0	1	0	4	4	3	3	0	0	0	0	0	0	0	0	0	0	0	0	0	0	0	0	0	0	0	0	0	0	0	0	0	0	0	0	0	15	36.7	25 to 35	73.3	6	40.0			
28/08/2022	23:00	0	0	0	1	4	5	2	0	0	0	0	0	0	0	0	0	0	0	0	0	0	0	0	0	0	0	0	0	0	0	0	0	0	0	0	0	12	35	30 to 40	91.7	7	58.3			
24 Hr Summary		0	13	22	427	761	212	49	3	1	0	0	0	0	0	0	0	0	0	0	0	0	0	0	0	0	0	0	0	0	0	0	0	0	0	0	1571	30.7	25 to 35	89.1	265	16.9				

Incoming Histogram

Bridge Rd - Lathams 27/08/22 to 10/09/22

from Sat-Aug-27-2022-12-00-AM to Sat-Sep-10-2022-01-59-PM

Date	Starting Hr:min	<5	5 to <10	10 to <15	15 to <20	20 to <25	25 to <30	30 to <35	35 to <40	40 to <45	45 to <50	50 to <55	55 to <60	60 to <65	65 to <70	70 to <75	75 to <80	80 to <85	85 to <90	90 to <95	95 to <100	100 to <105	105 to <110	110 to <115	115 to <120	120 to <125	125 to <130	130 to <135	135 to <140	140 to <145	145 to <150	150 to <155	155 to <160	160 to <165	165 to <170	170 to <175	175 to <180	180 to <185	185 to <190	190 to <195	195 to >200	Total Counts	85pct Speed	10MPH Pace	% in pace	# of Speeders	% Speeders			
01/09/2022	00:00	0	0	0	0	0	0	0	0	0	0	0	0	0	0	0	0	0	0	0	0	0	0	0	0	0	0	0	0	0	0	0	0	0	0	0	0	0	0	0	0	0	0	0	0	0	0	0	0	
01/09/2022	01:00	0	0	0	2	2	0	0	0	0	0	0	0	0	0	0	0	0	0	0	0	0	0	0	0	0	0	0	0	0	0	0	0	0	0	0	0	0	0	0	0	0	0	4	22.5	15 to 25	100.0	*	*	
01/09/2022	02:00	0	0	0	0	0	0	0	1	0	0	0	0	0	0	0	0	0	0	0	0	0	0	0	0	0	0	0	0	0	0	0	0	0	0	0	0	0	0	0	0	0	1	40	30 to 40	100.0	1	100.0		
01/09/2022	03:00	0	0	0	0	0	0	0	0	0	0	0	0	0	0	0	0	0	0	0	0	0	0	0	0	0	0	0	0	0	0	0	0	0	0	0	0	0	0	0	0	0	0	0	0	0	0	0	0	0
01/09/2022	04:00	0	2	0	0	0	0	0	0	0	0	0	0	0	0	0	0	0	0	0	0	0	0	0	0	0	0	0	0	0	0	0	0	0	0	0	0	0	0	0	0	0	0	2	10	5 to 15	100.0	*	*	
01/09/2022	05:00	0	0	0	0	0	0	1	0	0	1	1	0	0	0	0	0	0	0	0	0	0	0	0	0	0	0	0	0	0	0	0	0	0	0	0	0	0	0	0	0	0	0	3	55	45 to 55	66.7	3	100.0	
01/09/2022	06:00	0	0	0	0	4	6	9	3	0	0	0	0	0	0	0	0	0	0	0	0	0	0	0	0	0	0	0	0	0	0	0	0	0	0	0	0	0	0	0	0	0	22	35	25 to 35	86.4	12	54.5		
01/09/2022	07:00	0	0	1	3	9	35	18	6	2	0	0	0	0	0	0	0	0	0	0	0	0	0	0	0	0	0	0	0	0	0	0	0	0	0	0	0	0	0	0	0	74	34.2	25 to 35	83.8	26	35.1			
01/09/2022	08:00	0	0	0	2	10	36	20	3	0	0	0	0	0	0	0	0	0	0	0	0	0	0	0	0	0	0	0	0	0	0	0	0	0	0	0	0	0	0	0	0	0	71	33	25 to 35	93.0	23	32.4		
01/09/2022	09:00	0	0	0	1	19	33	19	2	0	0	0	0	0	0	0	0	0	0	0	0	0	0	0	0	0	0	0	0	0	0	0	0	0	0	0	0	0	0	0	0	0	74	32.6	25 to 35	95.9	21	28.4		
01/09/2022	10:00	0	1	0	4	23	79	23	0	0	0	0	0	0	0	0	0	0	0	0	0	0	0	0	0	0	0	0	0	0	0	0	0	0	0	0	0	0	0	0	0	130	30.7	25 to 35	96.2	23	17.7			
01/09/2022	11:00	0	0	2	10	45	72	16	3	0	0	0	0	0	0	0	0	0	0	0	0	0	0	0	0	0	0	0	0	0	0	0	0	0	0	0	0	0	0	0	0	148	29.8	25 to 35	89.9	19	12.8			
01/09/2022	12:00	0	1	0	5	44	82	15	1	1	0	0	0	0	0	0	0	0	0	0	0	0	0	0	0	0	0	0	0	0	0	0	0	0	0	0	0	0	0	0	0	149	29.7	25 to 35	94.6	17	11.4			
01/09/2022	13:00	0	0	3	20	52	84	20	0	0	0	0	0	0	0	0	0	0	0	0	0	0	0	0	0	0	0	0	0	0	0	0	0	0	0	0	0	0	0	0	0	179	29.6	20 to 30	87.2	20	11.2			
01/09/2022	14:00	0	0	1	9	46	66	12	0	1	0	0	0	0	0	0	0	0	0	0	0	0	0	0	0	0	0	0	0	0	0	0	0	0	0	0	0	0	0	0	135	29.5	25 to 35	91.9	13	9.6				
01/09/2022	15:00	0	3	1	10	38	65	12	4	1	0	0	0	0	0	0	0	0	0	0	0	0	0	0	0	0	0	0	0	0	0	0	0	0	0	0	0	0	0	0	134	29.8	25 to 35	85.8	17	12.7				
01/09/2022	16:00	0	1	4	16	33	63	12	3	1	0	0	0	0	0	0	0	0	0	0	0	0	0	0	0	0	0	0	0	0	0	0	0	0	0	0	0	0	0	0	133	29.7	20 to 30	84.2	16	12.0				
01/09/2022	17:00	0	1	3	7	36	61	26	5	0	0	0	0	0	0	0	0	0	0	0	0	0	0	0	0	0	0	0	0	0	0	0	0	0	0	0	0	0	0	0	139	31.9	25 to 35	88.5	31	22.3				
01/09/2022	18:00	0	0	3	2	10	37	13	1	0	0	0	0	0	0	0	0	0	0	0	0	0	0	0	0	0	0	0	0	0	0	0	0	0	0	0	0	0	0	0	66	31.5	25 to 35	90.9	14	21.2				
01/09/2022	19:00	0	0	1	3	19	34	9	6	2	0	0	0	0	0	0	0	0	0	0	0	0	0	0	0	0	0	0	0	0	0	0	0	0	0	0	0	0	0	0	74	33.3	25 to 35	83.8	17	23.0				
01/09/2022	20:00	0	0	0	2	8	18	3	1	1	0	0	0	0	0	0	0	0	0	0	0	0	0	0	0	0	0	0	0	0	0	0	0	0	0	0	0	0	0	0	33	30	25 to 35	87.9	5	15.2				
01/09/2022	21:00	0	0	2	0	3	5	4	1	0	0	0	0	0	0	0	0	0	0	0	0	0	0	0	0	0	0	0	0	0	0	0	0	0	0	0	0	0	0	0	15	33.8	25 to 35	80.0	5	33.3				
01/09/2022	22:00	0	0	0	0	1	9	11	5	1	0	0	0	0	0	0	0	0	0	0	0	0	0	0	0	0	0	0	0	0	0	0	0	0	0	0	0	0	0	0	27	37	30 to 40	92.6	17	63.0				
01/09/2022	23:00	0	0	0	2	2	3	3	2	0	0	0	0	0	0	0	0	0	0	0	0	0	0	0	0	0	0	0	0	0	0	0	0	0	0	0	0	0	0	0	12	35	25 to 35	66.7	5	41.7				
24 Hr Summary		0	9	21	98	404	788	246	47	10	1	1	0	0	0	0	0	0	0	0	0	0	0	0	0	0	0	0	0	0	0	0	0	0	0	0	0	0	0	1625	31.2	25 to 35	88.5	305	18.8					

Incoming Histogram

Bridge Rd - Lathams 27/08/22 to 10/09/22

from Sat-Aug-27-2022-12-00-AM to Sat-Sep-10-2022-01-59-PM

Date	Starting Hr:min	<5 to <10	10 to <15	15 to <20	20 to <25	25 to <30	30 to <35	35 to <40	40 to <45	45 to <50	50 to <55	55 to <60	60 to <65	65 to <70	70 to <75	75 to <80	80 to <85	85 to <90	90 to <95	95 to <100	100 to <105	105 to <110	110 to <115	115 to <120	120 to <125	125 to <130	130 to <135	135 to <140	140 to <145	145 to <150	150 to <155	155 to <160	160 to <165	165 to <170	170 to <175	175 to <180	180 to <185	185 to <190	190 to <195	195 to >200	Total Counts	85pct Speed	10MPH Pace	% in pace	# of Speeders	% Speeders				
02/09/2022	00:00	0	0	0	0	1	0	0	0	0	0	0	0	0	0	0	0	0	0	0	0	0	0	0	0	0	0	0	0	0	0	0	0	0	0	0	0	0	0	0	1	30	20 to 30	100.0	*	*				
02/09/2022	01:00	0	0	0	1	0	0	0	0	0	0	0	0	0	0	0	0	0	0	0	0	0	0	0	0	0	0	0	0	0	0	0	0	0	0	0	0	0	0	1	25	15 to 25	100.0	*	*					
02/09/2022	02:00	0	0	0	0	0	0	0	0	0	0	0	0	0	0	0	0	0	0	0	0	0	0	0	0	0	0	0	0	0	0	0	0	0	0	0	0	0	0	0	0	0	0	0	0	0	0	0	0	
02/09/2022	03:00	0	0	0	0	0	0	0	0	0	0	0	0	0	0	0	0	0	0	0	0	0	0	0	0	0	0	0	0	0	0	0	0	0	0	0	0	0	0	0	0	0	0	0	0	0	0	0	0	0
02/09/2022	04:00	0	0	0	0	0	1	0	0	0	0	0	0	0	0	0	0	0	0	0	0	0	0	0	0	0	0	0	0	0	0	0	0	0	0	0	0	0	0	0	1	35	25 to 35	100.0	1	100.0				
02/09/2022	05:00	0	0	1	1	0	0	0	2	0	0	0	0	0	0	0	0	0	0	0	0	0	0	0	0	0	0	0	0	0	0	0	0	0	0	0	0	0	0	4	42.5	15 to 25	50.0	2	50.0					
02/09/2022	06:00	0	0	1	2	6	6	3	1	0	0	0	0	0	0	0	0	0	0	0	0	0	0	0	0	0	0	0	0	0	0	0	0	0	0	0	0	0	19	36.7	30 to 40	78.9	10	52.6						
02/09/2022	07:00	0	0	3	5	38	20	3	1	0	0	0	0	0	0	0	0	0	0	0	0	0	0	0	0	0	0	0	0	0	0	0	0	0	0	0	0	70	33.5	25 to 35	90.0	24	34.3							
02/09/2022	08:00	0	1	2	10	38	18	3	1	0	0	0	0	0	0	0	0	0	0	0	0	0	0	0	0	0	0	0	0	0	0	0	0	0	0	0	0	73	33.1	25 to 35	90.4	22	30.1							
02/09/2022	09:00	0	1	4	22	50	11	2	0	0	0	0	0	0	0	0	0	0	0	0	0	0	0	0	0	0	0	0	0	0	0	0	0	0	0	0	91	29.9	25 to 35	91.2	13	14.3								
02/09/2022	10:00	0	1	6	27	49	15	2	0	0	0	0	0	0	0	0	0	0	0	0	0	0	0	0	0	0	0	0	0	0	0	0	0	0	0	0	102	30.7	25 to 35	89.2	17	16.7								
02/09/2022	11:00	0	1	7	41	62	13	2	0	0	0	0	0	0	0	0	0	0	0	0	0	0	0	0	0	0	0	0	0	0	0	0	0	0	0	0	128	29.7	25 to 35	90.6	15	11.7								
02/09/2022	12:00	0	1	6	41	67	14	4	0	0	0	0	0	0	0	0	0	0	0	0	0	0	0	0	0	0	0	0	0	0	0	0	0	0	0	0	135	29.9	25 to 35	90.4	18	13.3								
02/09/2022	13:00	0	0	6	36	72	19	0	0	0	0	0	0	0	0	0	0	0	0	0	0	0	0	0	0	0	0	0	0	0	0	0	0	0	0	0	134	29.9	25 to 35	94.8	19	14.2								
02/09/2022	14:00	0	7	10	51	82	12	3	0	0	0	0	0	0	0	0	0	0	0	0	0	0	0	0	0	0	0	0	0	0	0	0	0	0	0	0	165	29.4	25 to 35	87.9	15	9.1								
02/09/2022	15:00	0	4	12	30	59	14	2	0	0	0	0	0	0	0	0	0	0	0	0	0	0	0	0	0	0	0	0	0	0	0	0	0	0	0	0	122	29.8	25 to 35	84.4	16	13.1								
02/09/2022	16:00	0	0	9	30	69	12	2	1	0	0	0	0	0	0	0	0	0	0	0	0	0	0	0	0	0	0	0	0	0	0	0	0	0	0	0	123	29.8	25 to 35	90.2	15	12.2								
02/09/2022	17:00	0	1	3	24	77	27	1	1	0	0	0	0	0	0	0	0	0	0	0	0	0	0	0	0	0	0	0	0	0	0	0	0	0	0	0	136	31.7	25 to 35	94.1	29	21.3								
02/09/2022	18:00	0	1	3	15	33	15	3	0	0	0	0	0	0	0	0	0	0	0	0	0	0	0	0	0	0	0	0	0	0	0	0	0	0	0	0	73	32.3	25 to 35	86.3	18	24.7								
02/09/2022	19:00	0	1	2	13	25	10	1	0	0	0	0	0	0	0	0	0	0	0	0	0	0	0	0	0	0	0	0	0	0	0	0	0	0	0	0	54	31.5	25 to 35	88.9	11	20.4								
02/09/2022	20:00	0	1	2	7	12	6	1	0	0	0	0	0	0	0	0	0	0	0	0	0	0	0	0	0	0	0	0	0	0	0	0	0	0	0	0	30	32.5	25 to 35	83.3	7	23.3								
02/09/2022	21:00	0	0	0	1	8	6	1	0	0	0	0	0	0	0	0	0	0	0	0	0	0	0	0	0	0	0	0	0	0	0	0	0	0	0	0	17	33.3	25 to 35	88.2	7	41.2								
02/09/2022	22:00	0	0	0	3	8	7	3	0	0	0	0	0	0	0	0	0	0	0	0	0	0	0	0	0	0	0	0	0	0	0	0	0	0	0	0	21	35	25 to 35	85.7	10	47.6								
02/09/2022	23:00	0	0	0	0	1	0	1	0	0	0	0	0	0	0	0	0	0	0	0	0	0	0	0	0	0	0	0	0	0	0	0	0	0	0	0	2	40	30 to 40	100.0	1	50.0								
24 Hr Summary		0	12	26	77	360	757	226	37	7	0	0	0	0	0	0	0	0	0	0	0	0	0	0	0	0	0	0	0	0	0	0	0	0	0	0	1502	31	25 to 35	89.4	270	18.0								

Incoming Histogram

Bridge Rd - Lathams 27/08/22 to 10/09/22

from Sat-Aug-27-2022-12-00-AM to Sat-Sep-10-2022-01-59-PM

Date	Starting Hr:min	<5	5 to <10	10 to <15	15 to <20	20 to <25	25 to <30	30 to <35	35 to <40	40 to <45	45 to <50	50 to <55	55 to <60	60 to <65	65 to <70	70 to <75	75 to <80	80 to <85	85 to <90	90 to <95	95 to <100	100 to <105	105 to <110	110 to <115	115 to <120	120 to <125	125 to <130	130 to <135	135 to <140	140 to <145	145 to <150	150 to <155	155 to <160	160 to <165	165 to <170	170 to <175	175 to <180	180 to <185	185 to <190	190 to <195	195 to >200	Total Counts	85pct Speed	10MPH Pace	% in pace	# of Speeders	% Speeders							
04/09/2022	00:00	0	0	0	2	2	1	3	0	0	0	0	0	0	0	0	0	0	0	0	0	0	0	0	0	0	0	0	0	0	0	0	0	0	0	0	0	0	0	0	0	8	38.3	30 to 40	75.0	4	50.0							
04/09/2022	01:00	0	0	0	1	3	0	0	0	0	0	0	0	0	0	0	0	0	0	0	0	0	0	0	0	0	0	0	0	0	0	0	0	0	0	0	0	0	0	0	4	28.3	20 to 30	100.0	*	*								
04/09/2022	02:00	0	0	0	0	0	0	0	0	0	0	0	0	0	0	0	0	0	0	0	0	0	0	0	0	0	0	0	0	0	0	0	0	0	0	0	0	0	0	0	0	0	0	0	0	0	0	0	0	0	0			
04/09/2022	03:00	0	0	0	0	0	0	0	0	0	0	0	0	0	0	0	0	0	0	0	0	0	0	0	0	0	0	0	0	0	0	0	0	0	0	0	0	0	0	0	0	0	0	0	0	0	0	0	0	0	0			
04/09/2022	04:00	0	0	0	0	0	0	0	0	0	0	0	0	0	0	0	0	0	0	0	0	0	0	0	0	0	0	0	0	0	0	0	0	0	0	0	0	0	0	0	0	0	0	0	0	0	0	0	0	0	0	0	0	0
04/09/2022	05:00	0	0	0	0	0	0	0	0	0	0	0	0	0	0	0	0	0	0	0	0	0	0	0	0	0	0	0	0	0	0	0	0	0	0	0	0	0	0	0	0	0	0	0	0	0	0	0	0	0	0	0	0	0
04/09/2022	06:00	0	0	0	2	4	3	2	1	1	0	0	0	0	0	0	0	0	0	0	0	0	0	0	0	0	0	0	0	0	0	0	0	0	0	0	0	0	0	0	0	0	0	0	13	40	25 to 35	69.2	7	53.8				
04/09/2022	07:00	0	0	1	1	7	7	1	0	1	0	0	0	0	0	0	0	0	0	0	0	0	0	0	0	0	0	0	0	0	0	0	0	0	0	0	0	0	0	0	0	0	0	0	18	34.3	25 to 35	83.3	9	50.0				
04/09/2022	08:00	0	0	1	2	6	9	0	0	0	0	0	0	0	0	0	0	0	0	0	0	0	0	0	0	0	0	0	0	0	0	0	0	0	0	0	0	0	0	0	0	0	0	0	18	33.3	25 to 35	94.4	9	50.0				
04/09/2022	09:00	0	0	7	11	25	12	5	0	0	0	0	0	0	0	0	0	0	0	0	0	0	0	0	0	0	0	0	0	0	0	0	0	0	0	0	0	0	0	0	0	0	0	60	33.3	25 to 35	80.0	17	28.3					
04/09/2022	10:00	0	1	1	8	22	57	13	1	0	0	0	0	0	0	0	0	0	0	0	0	0	0	0	0	0	0	0	0	0	0	0	0	0	0	0	0	0	0	0	0	0	0	103	29.9	25 to 35	89.3	14	13.6					
04/09/2022	11:00	0	3	1	13	44	68	9	0	1	0	0	0	0	0	0	0	0	0	0	0	0	0	0	0	0	0	0	0	0	0	0	0	0	0	0	0	0	0	0	0	0	139	29.2	20 to 30	89.9	10	7.2						
04/09/2022	12:00	0	0	11	48	69	11	4	0	0	0	0	0	0	0	0	0	0	0	0	0	0	0	0	0	0	0	0	0	0	0	0	0	0	0	0	0	0	0	0	0	0	143	29.6	20 to 30	89.5	15	10.5						
04/09/2022	13:00	0	0	4	15	59	77	17	2	0	0	0	0	0	0	0	0	0	0	0	0	0	0	0	0	0	0	0	0	0	0	0	0	0	0	0	0	0	0	0	0	0	174	29.5	25 to 35	87.9	19	10.9						
04/09/2022	14:00	0	0	2	7	61	74	11	1	0	0	0	0	0	0	0	0	0	0	0	0	0	0	0	0	0	0	0	0	0	0	0	0	0	0	0	0	0	0	0	0	0	156	29.3	25 to 35	93.6	12	7.7						
04/09/2022	15:00	0	1	1	11	51	78	23	1	0	0	0	0	0	0	0	0	0	0	0	0	0	0	0	0	0	0	0	0	0	0	0	0	0	0	0	0	0	0	0	0	0	0	166	29.9	25 to 35	91.6	24	14.5					
04/09/2022	16:00	0	3	1	10	29	56	12	2	0	0	0	0	0	0	0	0	0	0	0	0	0	0	0	0	0	0	0	0	0	0	0	0	0	0	0	0	0	0	0	0	0	113	29.7	25 to 35	85.8	14	12.4						
04/09/2022	17:00	0	0	2	5	14	34	19	0	2	0	0	0	0	0	0	0	0	0	0	0	0	0	0	0	0	0	0	0	0	0	0	0	0	0	0	0	0	0	0	0	0	76	32.6	25 to 35	88.2	21	27.6						
04/09/2022	18:00	0	0	1	7	7	28	11	4	2	0	0	0	0	0	0	0	0	0	0	0	0	0	0	0	0	0	0	0	0	0	0	0	0	0	0	0	0	0	0	0	0	60	33.6	25 to 35	76.7	17	28.3						
04/09/2022	19:00	0	0	1	3	16	18	4	2	0	0	0	0	0	0	0	0	0	0	0	0	0	0	0	0	0	0	0	0	0	0	0	0	0	0	0	0	0	0	0	0	0	44	29.7	25 to 35	86.4	6	13.6						
04/09/2022	20:00	0	0	0	2	7	4	0	0	0	0	0	0	0	0	0	0	0	0	0	0	0	0	0	0	0	0	0	0	0	0	0	0	0	0	0	0	0	0	0	0	0	13	32.5	25 to 35	100.0	4	30.8						
04/09/2022	21:00	0	0	1	4	8	6	1	0	0	0	0	0	0	0	0	0	0	0	0	0	0	0	0	0	0	0	0	0	0	0	0	0	0	0	0	0	0	0	0	0	0	20	33.3	25 to 35	90.0	7	35.0						
04/09/2022	22:00	0	0	0	0	6	3	1	1	0	0	0	0	0	0	0	0	0	0	0	0	0	0	0	0	0	0	0	0	0	0	0	0	0	0	0	0	0	0	0	0	0	11	35	30 to 40	90.9	5	45.5						
04/09/2022	23:00	0	0	0	2	2	3	2	0	0	0	0	0	0	0	0	0	0	0	0	0	0	0	0	0	0	0	0	0	0	0	0	0	0	0	0	0	0	0	0	0	0	9	37.5	25 to 35	77.8	5	55.6						
24 Hr Summary		0	8	14	100	378	629	178	32	7	2	0	0	0	0	0	0	0	0	0	0	0	0	0	0	0	0	0	0	0	0	0	0	0	0	0	0	0	0	0	0	1348	30.5	25 to 35	87.9	219	16.2							

Incoming Histogram

Bridge Rd - Lathams 27/08/22 to 10/09/22

from Sat-Aug-27-2022-12-00-AM to Sat-Sep-10-2022-01-59-PM

Date	Starting Hr:min	<5 to <10	10 to <15	15 to <20	20 to <25	25 to <30	30 to <35	35 to <40	40 to <45	45 to <50	50 to <55	55 to <60	60 to <65	65 to <70	70 to <75	75 to <80	80 to <85	85 to <90	90 to <95	95 to <100	100 to <105	105 to <110	110 to <115	115 to <120	120 to <125	125 to <130	130 to <135	135 to <140	140 to <145	145 to <150	150 to <155	155 to <160	160 to <165	165 to <170	170 to <175	175 to <180	180 to <185	185 to <190	190 to <195	195 to >200	Total Counts	85pct Speed	10MPH Pace	% in pace	# of Speeders	% Speeders
05/09/2022	00:00	0	0	0	1	1	0	0	0	0	0	0	0	0	0	0	0	0	0	0	0	0	0	0	0	0	0	0	0	0	0	0	0	0	0	0	0	0	0	2	30	20 to 30	100.0	*	*	
05/09/2022	01:00	0	0	0	0	1	0	0	0	0	0	0	0	0	0	0	0	0	0	0	0	0	0	0	0	0	0	0	0	0	0	0	0	0	0	0	0	0	0	1	30	20 to 30	100.0	*	*	
05/09/2022	02:00	0	0	0	1	0	0	0	0	0	0	0	0	0	0	0	0	0	0	0	0	0	0	0	0	0	0	0	0	0	0	0	0	0	0	0	0	0	0	1	25	15 to 25	100.0	*	*	
05/09/2022	03:00	0	0	0	0	1	0	0	0	0	0	0	0	0	0	0	0	0	0	0	0	0	0	0	0	0	0	0	0	0	0	0	0	0	0	0	0	0	0	1	30	20 to 30	100.0	*	*	
05/09/2022	04:00	0	0	0	0	1	0	0	0	0	0	0	0	0	0	0	0	0	0	0	0	0	0	0	0	0	0	0	0	0	0	0	0	0	0	0	0	0	0	1	30	20 to 30	100.0	*	*	
05/09/2022	05:00	0	0	0	0	1	1	1	0	0	0	0	0	0	0	0	0	0	0	0	0	0	0	0	0	0	0	0	0	0	0	0	0	0	0	0	0	0	0	3	40	30 to 40	100.0	2	66.7	
05/09/2022	06:00	0	1	1	1	6	7	2	0	0	0	0	0	0	0	0	0	0	0	0	0	0	0	0	0	0	0	0	0	0	0	0	0	0	0	0	0	0	0	18	34.3	30 to 40	83.3	9	50.0	
05/09/2022	07:00	0	2	1	7	38	13	5	4	0	0	0	0	0	0	0	0	0	0	0	0	0	0	0	0	0	0	0	0	0	0	0	0	0	0	0	0	0	70	34.6	25 to 35	82.9	22	31.4		
05/09/2022	08:00	0	1	0	10	19	16	3	0	0	0	0	0	0	0	0	0	0	0	0	0	0	0	0	0	0	0	0	0	0	0	0	0	0	0	0	0	0	49	33.8	25 to 35	91.8	19	38.8		
05/09/2022	09:00	0	2	11	33	38	9	3	0	0	0	0	0	0	0	0	0	0	0	0	0	0	0	0	0	0	0	0	0	0	0	0	0	0	0	0	0	96	29.7	20 to 30	85.4	12	12.5			
05/09/2022	10:00	0	4	5	41	49	15	0	0	0	0	0	0	0	0	0	0	0	0	0	0	0	0	0	0	0	0	0	0	0	0	0	0	0	0	0	0	114	29.8	25 to 35	92.1	15	13.2			
05/09/2022	11:00	0	2	3	14	53	69	7	1	1	0	0	0	0	0	0	0	0	0	0	0	0	0	0	0	0	0	0	0	0	0	0	0	0	0	0	0	150	29.1	20 to 30	90.7	9	6.0			
05/09/2022	12:00	0	0	7	38	79	12	1	0	0	0	0	0	0	0	0	0	0	0	0	0	0	0	0	0	0	0	0	0	0	0	0	0	0	0	0	0	137	29.5	25 to 35	94.2	13	9.5			
05/09/2022	13:00	0	2	9	37	83	18	2	0	0	0	0	0	0	0	0	0	0	0	0	0	0	0	0	0	0	0	0	0	0	0	0	0	0	0	0	151	29.8	25 to 35	91.4	20	13.2				
05/09/2022	14:00	0	2	7	56	57	8	3	0	0	0	0	0	0	0	0	0	0	0	0	0	0	0	0	0	0	0	0	0	0	0	0	0	0	0	0	133	29.2	25 to 35	91.0	11	8.3				
05/09/2022	15:00	0	7	15	54	62	14	2	0	0	0	0	0	0	0	0	0	0	0	0	0	0	0	0	0	0	0	0	0	0	0	0	0	0	0	0	154	29.4	20 to 30	85.1	16	10.4				
05/09/2022	16:00	0	5	14	44	49	17	1	0	0	0	0	0	0	0	0	0	0	0	0	0	0	0	0	0	0	0	0	0	0	0	0	0	0	0	0	130	29.8	25 to 35	84.6	18	13.8				
05/09/2022	17:00	0	1	5	17	31	58	15	2	0	0	0	0	0	0	0	0	0	0	0	0	0	0	0	0	0	0	0	0	0	0	0	0	0	0	0	129	29.8	20 to 30	82.2	17	13.2				
05/09/2022	18:00	0	0	1	3	17	24	9	3	1	0	0	0	0	0	0	0	0	0	0	0	0	0	0	0	0	0	0	0	0	0	0	0	0	0	0	58	32.2	25 to 35	86.2	13	22.4				
05/09/2022	19:00	0	0	0	2	6	19	5	0	0	0	0	0	0	0	0	0	0	0	0	0	0	0	0	0	0	0	0	0	0	0	0	0	0	0	0	32	30	25 to 35	93.8	5	15.6				
05/09/2022	20:00	0	0	1	0	2	7	0	5	0	0	0	0	0	0	0	0	0	0	0	0	0	0	0	0	0	0	0	0	0	0	0	0	0	0	0	15	38	30 to 40	80.0	5	33.3				
05/09/2022	21:00	0	0	1	1	3	4	3	3	0	0	0	0	0	0	0	0	0	0	0	0	0	0	0	0	0	0	0	0	0	0	0	0	0	0	0	15	36.7	25 to 35	66.7	6	40.0				
05/09/2022	22:00	0	0	0	2	5	4	1	0	0	0	0	0	0	0	0	0	0	0	0	0	0	0	0	0	0	0	0	0	0	0	0	0	0	0	0	12	33.8	25 to 35	91.7	5	41.7				
05/09/2022	23:00	0	0	0	0	1	1	1	0	0	0	0	0	0	0	0	0	0	0	0	0	0	0	0	0	0	0	0	0	0	0	0	0	0	0	0	3	40	30 to 40	100.0	2	66.7				
24 Hr Summary		0	3	37	107	437	672	174	39	6	0	0	0	0	0	0	0	0	0	0	0	0	0	0	0	0	0	0	0	0	0	0	0	0	0	0	1475	30	25 to 35	87.0	219	14.8				

Incoming Histogram

Bridge Rd - Lathams 27/08/22 to 10/09/22

from Sat-Aug-27-2022-12-00-AM to Sat-Sep-10-2022-01-59-PM

Date	Starting Hr:min	<5 to <10	10 to <15	15 to <20	20 to <25	25 to <30	30 to <35	35 to <40	40 to <45	45 to <50	50 to <55	55 to <60	60 to <65	65 to <70	70 to <75	75 to <80	80 to <85	85 to <90	90 to <95	95 to <100	100 to <105	105 to <110	110 to <115	115 to <120	120 to <125	125 to <130	130 to <135	135 to <140	140 to <145	145 to <150	150 to <155	155 to <160	160 to <165	165 to <170	170 to <175	175 to <180	180 to <185	185 to <190	190 to <195	195 to >200	Total Counts	85pct Speed	10MPH Pace	% in pace	# of Speeders	% Speeders						
07/09/2022	00:00	0	0	0	0	0	0	0	0	0	0	0	0	0	0	0	0	0	0	0	0	0	0	0	0	0	0	0	0	0	0	0	0	0	0	0	0	0	0	0	0	0	0	0	0	0	0	*	*	*	*	
07/09/2022	01:00	0	0	0	0	0	0	0	0	0	0	0	0	0	0	0	0	0	0	0	0	0	0	0	0	0	0	0	0	0	0	0	0	0	0	0	0	0	0	0	0	0	0	0	0	0	0	0	*	*	*	*
07/09/2022	02:00	0	0	0	0	0	0	0	0	0	0	0	0	0	0	0	0	0	0	0	0	0	0	0	0	0	0	0	0	0	0	0	0	0	0	0	0	0	0	0	0	0	0	0	0	0	0	0	*	*	*	*
07/09/2022	03:00	0	0	0	0	0	0	0	0	0	0	0	0	0	0	0	0	0	0	0	0	0	0	0	0	0	0	0	0	0	0	0	0	0	0	0	0	0	0	0	0	0	0	0	0	0	0	0	*	*	*	*
07/09/2022	04:00	0	0	0	0	0	0	0	0	0	0	0	0	0	0	0	0	0	0	0	0	0	0	0	0	0	0	0	0	0	0	0	0	0	0	0	0	0	0	0	0	0	0	0	0	0	0	*	*	*	*	
07/09/2022	05:00	0	0	0	1	1	2	1	0	1	0	0	0	0	0	0	0	0	0	0	0	0	0	0	0	0	0	0	0	0	0	0	0	0	0	0	0	0	0	0	6	40	25 to 35	66.7	4	66.7						
07/09/2022	06:00	0	1	0	1	4	8	0	1	0	0	0	0	0	0	0	0	0	0	0	0	0	0	0	0	0	0	0	0	0	0	0	0	0	0	0	0	0	0	15	34.4	25 to 35	80.0	9	60.0							
07/09/2022	07:00	0	0	1	5	7	26	21	3	2	1	0	0	0	0	0	0	0	0	0	0	0	0	0	0	0	0	0	0	0	0	0	0	0	0	0	0	0	0	66	34	25 to 35	81.8	27	40.9							
07/09/2022	08:00	0	0	2	12	26	14	3	1	0	0	0	0	0	0	0	0	0	0	0	0	0	0	0	0	0	0	0	0	0	0	0	0	0	0	0	0	0	58	33.2	25 to 35	89.7	18	31.0								
07/09/2022	09:00	0	0	2	9	25	37	11	0	1	0	0	0	0	0	0	0	0	0	0	0	0	0	0	0	0	0	0	0	0	0	0	0	0	0	0	0	85	29.9	25 to 35	85.9	12	14.1									
07/09/2022	10:00	0	1	1	10	43	64	8	0	0	0	0	0	0	0	0	0	0	0	0	0	0	0	0	0	0	0	0	0	0	0	0	0	0	0	0	0	127	29.1	20 to 30	92.1	8	6.3									
07/09/2022	11:00	0	0	6	29	77	16	4	0	0	0	0	0	0	0	0	0	0	0	0	0	0	0	0	0	0	0	0	0	0	0	0	0	0	0	0	132	30	25 to 35	92.4	20	15.2										
07/09/2022	12:00	0	0	1	7	35	78	22	1	0	0	0	0	0	0	0	0	0	0	0	0	0	0	0	0	0	0	0	0	0	0	0	0	0	0	0	144	30.2	25 to 35	93.8	23	16.0										
07/09/2022	13:00	0	0	1	10	52	83	11	1	1	0	0	0	0	0	0	0	0	0	0	0	0	0	0	0	0	0	0	0	0	0	0	0	0	0	0	159	29.3	25 to 35	91.8	13	8.2										
07/09/2022	14:00	0	1	3	9	53	62	12	2	0	0	0	0	0	0	0	0	0	0	0	0	0	0	0	0	0	0	0	0	0	0	0	0	0	0	142	29.4	25 to 35	89.4	14	9.9											
07/09/2022	15:00	0	1	3	12	65	79	18	0	2	0	0	0	0	0	0	0	0	0	0	0	0	0	0	0	0	0	0	0	0	0	0	0	0	180	29.6	25 to 35	90.0	20	11.1												
07/09/2022	16:00	0	0	2	15	37	54	13	5	0	0	0	0	0	0	0	0	0	0	0	0	0	0	0	0	0	0	0	0	0	0	0	0	0	126	29.9	20 to 30	84.1	18	14.3												
07/09/2022	17:00	0	1	0	8	24	68	16	1	0	0	0	0	0	0	0	0	0	0	0	0	0	0	0	0	0	0	0	0	0	0	0	0	0	118	29.9	25 to 35	91.5	17	14.4												
07/09/2022	18:00	0	0	0	1	15	40	8	3	1	0	0	0	0	0	0	0	0	0	0	0	0	0	0	0	0	0	0	0	0	0	0	0	0	68	31.2	25 to 35	92.6	12	17.6												
07/09/2022	19:00	0	0	0	1	11	14	9	3	0	0	0	0	0	0	0	0	0	0	0	0	0	0	0	0	0	0	0	0	0	0	0	0	0	38	33.3	25 to 35	89.5	12	31.6												
07/09/2022	20:00	0	0	0	1	3	16	6	1	0	0	0	0	0	0	0	0	0	0	0	0	0	0	0	0	0	0	0	0	0	0	0	0	0	27	32.5	25 to 35	92.6	7	25.9												
07/09/2022	21:00	0	0	0	4	5	4	1	0	0	0	0	0	0	0	0	0	0	0	0	0	0	0	0	0	0	0	0	0	0	0	0	0	14	33.8	25 to 35	92.9	5	35.7													
07/09/2022	22:00	0	0	0	6	8	4	1	0	0	0	0	0	0	0	0	0	0	0	0	0	0	0	0	0	0	0	0	0	0	0	0	19	32.5	25 to 35	94.7	5	26.3														
07/09/2022	23:00	0	0	0	0	0	2	0	0	0	0	0	0	0	0	0	0	0	0	0	0	0	0	0	0	0	0	0	0	0	0	0	0	2	35	25 to 35	100.0	2	100.0													
24 Hr Summary		0	5	14	97	422	742	205	30	9	2	0	0	0	0	0	0	0	0	0	0	0	0	0	0	0	0	0	0	0	0	0	0	1526	30.4	25 to 35	89.7	246	16.1													


Incoming Histogram

Bridge Rd - Lathams 27/08/22 to 10/09/22

from Sat-Aug-27-2022-12-00-AM to Sat-Sep-10-2022-01-59-PM

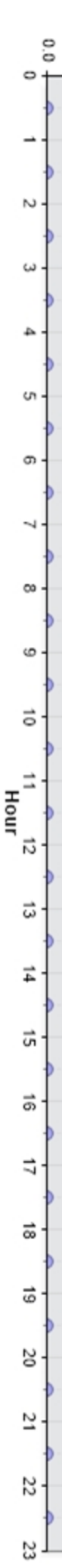
Date	Starting Hr:min	<5	5 to <10	10 to <15	15 to <20	20 to <25	25 to <30	30 to <35	35 to <40	40 to <45	45 to <50	50 to <55	55 to <60	60 to <65	65 to <70	70 to <75	75 to <80	80 to <85	85 to <90	90 to <95	95 to <100	100 to <105	105 to <110	110 to <115	115 to <120	120 to <125	125 to <130	130 to <135	135 to <140	140 to <145	145 to <150	150 to <155	155 to <160	160 to <165	165 to <170	170 to <175	175 to <180	180 to <185	185 to <190	190 to <195	195 to >200	Total Counts	85pct Speed	10MPH Pace	% in pace	# of Speeders	% Speeders	
10/09/2022	00:00	0	0	0	0	5	0	0	0	0	0	0	0	0	0	0	0	0	0	0	0	0	0	0	0	0	0	0	0	0	0	0	0	0	0	0	0	0	0	0	0	5	29	20 to 30	100.0	*	*	
10/09/2022	01:00	0	0	0	0	1	0	1	0	0	0	0	0	0	0	0	0	0	0	0	0	0	0	0	0	0	0	0	0	0	0	0	0	0	0	0	0	0	0	0	0	2	40	30 to 40	100.0	1	50.0	
10/09/2022	02:00	0	0	0	0	0	1	0	0	0	0	0	0	0	0	0	0	0	0	0	0	0	0	0	0	0	0	0	0	0	0	0	0	0	0	0	0	0	0	0	1	35	25 to 35	100.0	1	100.0		
10/09/2022	03:00	0	0	0	0	0	0	0	0	0	0	0	0	0	0	0	0	0	0	0	0	0	0	0	0	0	0	0	0	0	0	0	0	0	0	0	0	0	0	0	0	0	0	0	0	0	0	
10/09/2022	04:00	0	0	0	0	0	0	0	0	0	0	0	0	0	0	0	0	0	0	0	0	0	0	0	0	0	0	0	0	0	0	0	0	0	0	0	0	0	0	0	0	0	0	0	0	0	0	0
10/09/2022	05:00	0	0	0	0	0	1	0	0	0	0	0	0	0	0	0	0	0	0	0	0	0	0	0	0	0	0	0	0	0	0	0	0	0	0	0	0	0	0	0	0	1	35	25 to 35	100.0	1	100.0	
10/09/2022	06:00	0	0	1	0	1	2	1	0	0	0	0	0	0	0	0	0	0	0	0	0	0	0	0	0	0	0	0	0	0	0	0	0	0	0	0	0	0	0	0	5	35	30 to 40	80.0	3	60.0		
10/09/2022	07:00	0	0	2	2	7	18	7	2	0	0	0	0	0	0	0	0	0	0	0	0	0	0	0	0	0	0	0	0	0	0	0	0	0	0	0	0	0	0	0	38	32.1	25 to 35	84.2	9	23.7		
10/09/2022	08:00	0	0	3	13	22	12	1	0	0	0	0	0	0	0	0	0	0	0	0	0	0	0	0	0	0	0	0	0	0	0	0	0	0	0	0	0	0	0	0	51	32.1	25 to 35	92.2	13	25.5		
10/09/2022	09:00	0	1	2	17	43	26	9	0	0	0	0	0	0	0	0	0	0	0	0	0	0	0	0	0	0	0	0	0	0	0	0	0	0	0	0	0	0	0	0	98	28.8	20 to 30	87.8	9	9.2		
10/09/2022	10:00	0	1	3	14	38	42	3	0	0	0	0	0	0	0	0	0	0	0	0	0	0	0	0	0	0	0	0	0	0	0	0	0	0	0	0	0	0	0	0	101	28.6	20 to 30	93.1	3	3.0		
10/09/2022	11:00	0	2	1	8	38	77	12	1	0	0	0	0	0	0	0	0	0	0	0	0	0	0	0	0	0	0	0	0	0	0	0	0	0	0	0	0	0	0	0	139	29.5	25 to 35	91.4	13	9.4		
10/09/2022	12:00	0	0	1	14	59	72	14	1	0	0	0	0	0	0	0	0	0	0	0	0	0	0	0	0	0	0	0	0	0	0	0	0	0	0	0	0	0	0	0	161	29.4	20 to 30	90.1	15	9.3		
10/09/2022	13:00	0	0	0	20	59	89	25	1	0	0	0	0	0	0	0	0	0	0	0	0	0	0	0	0	0	0	0	0	0	0	0	0	0	0	0	0	0	0	0	194	29.8	25 to 35	89.2	26	13.4		
24 Hr Summary		0	4	9	79	257	353	86	8	0	0	0	0	0	0	0	0	0	0	0	0	0	0	0	0	0	0	0	0	0	0	0	0	0	0	0	0	0	0	0	796	30	25 to 35	89.9	94	11.8		

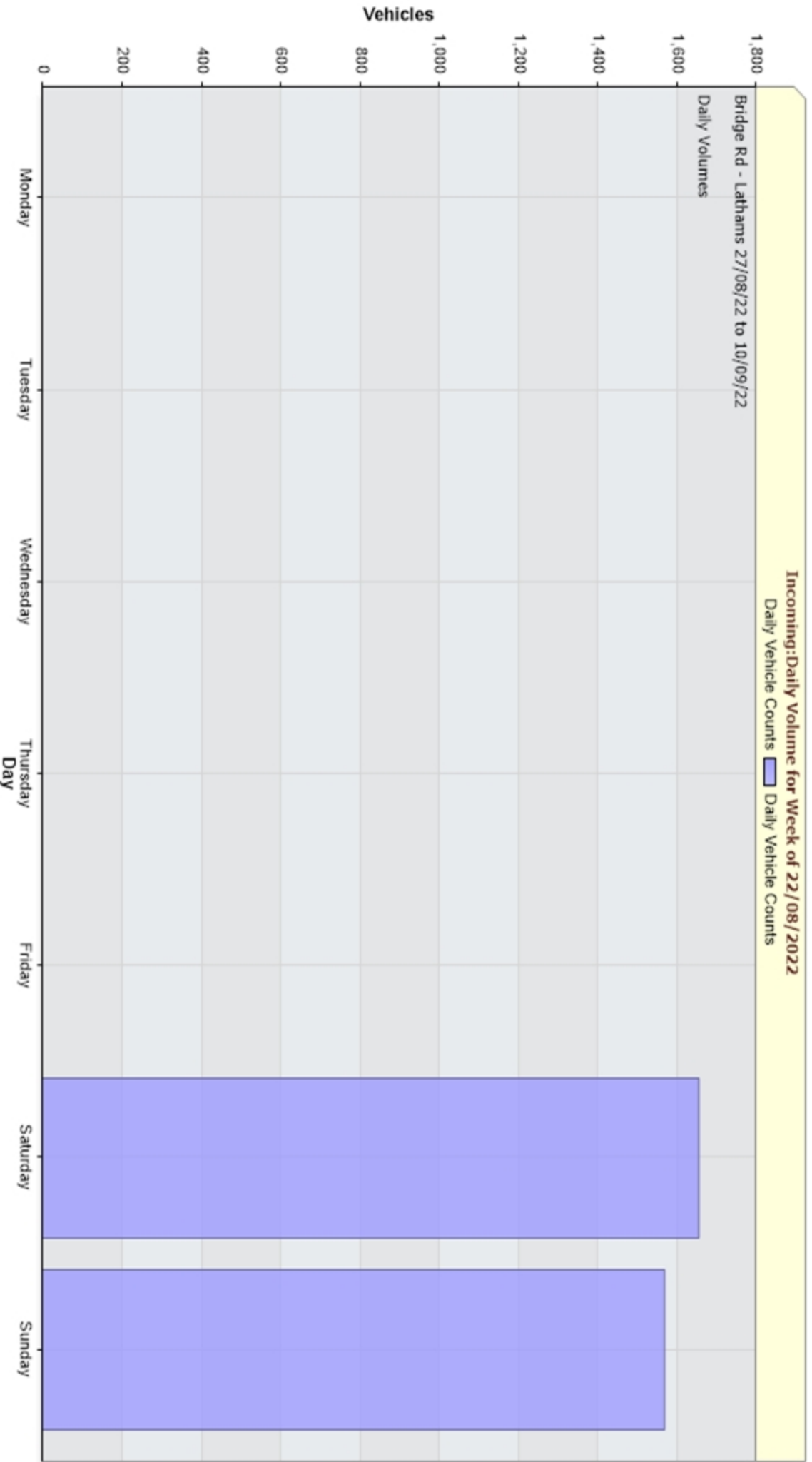
Vehicles/Hour



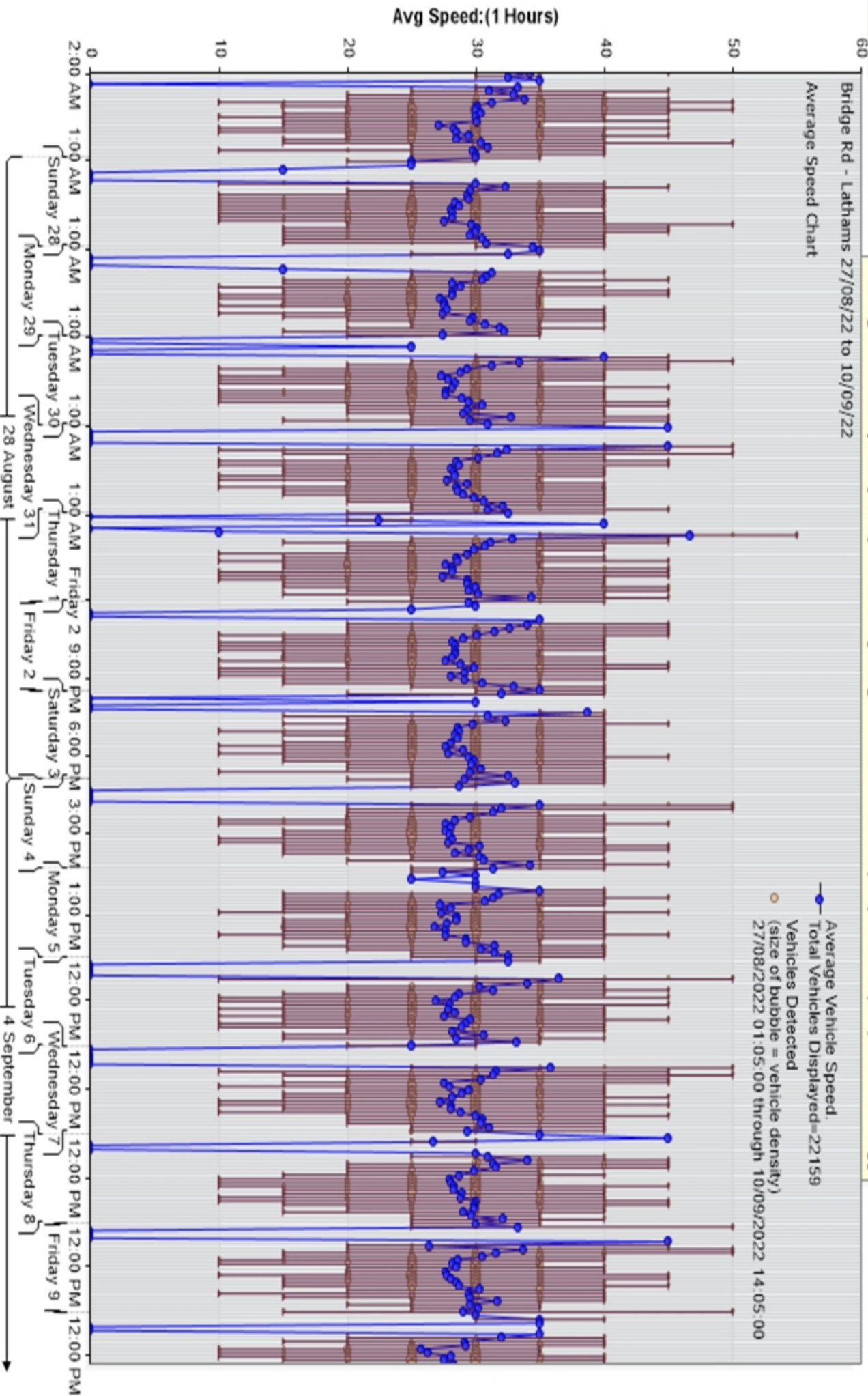
Incoming: Average Hourly WEEKDAY Speeds for Week of 22/08/2022
Average Hourly WEEKDAY Speeds By Hour (22/08/2022) —●— Average Hourly WEEKDAY Speeds By Hour (22/08/2022)

Bridge Rd - Lathams 27/08/22 to 10/09/22
Average Weekly Speeds





Average Vehicle Speed (MPH) vs. Time [Bridge Rd - Lathams 27/08/22 to 10/09/22:Incoming]



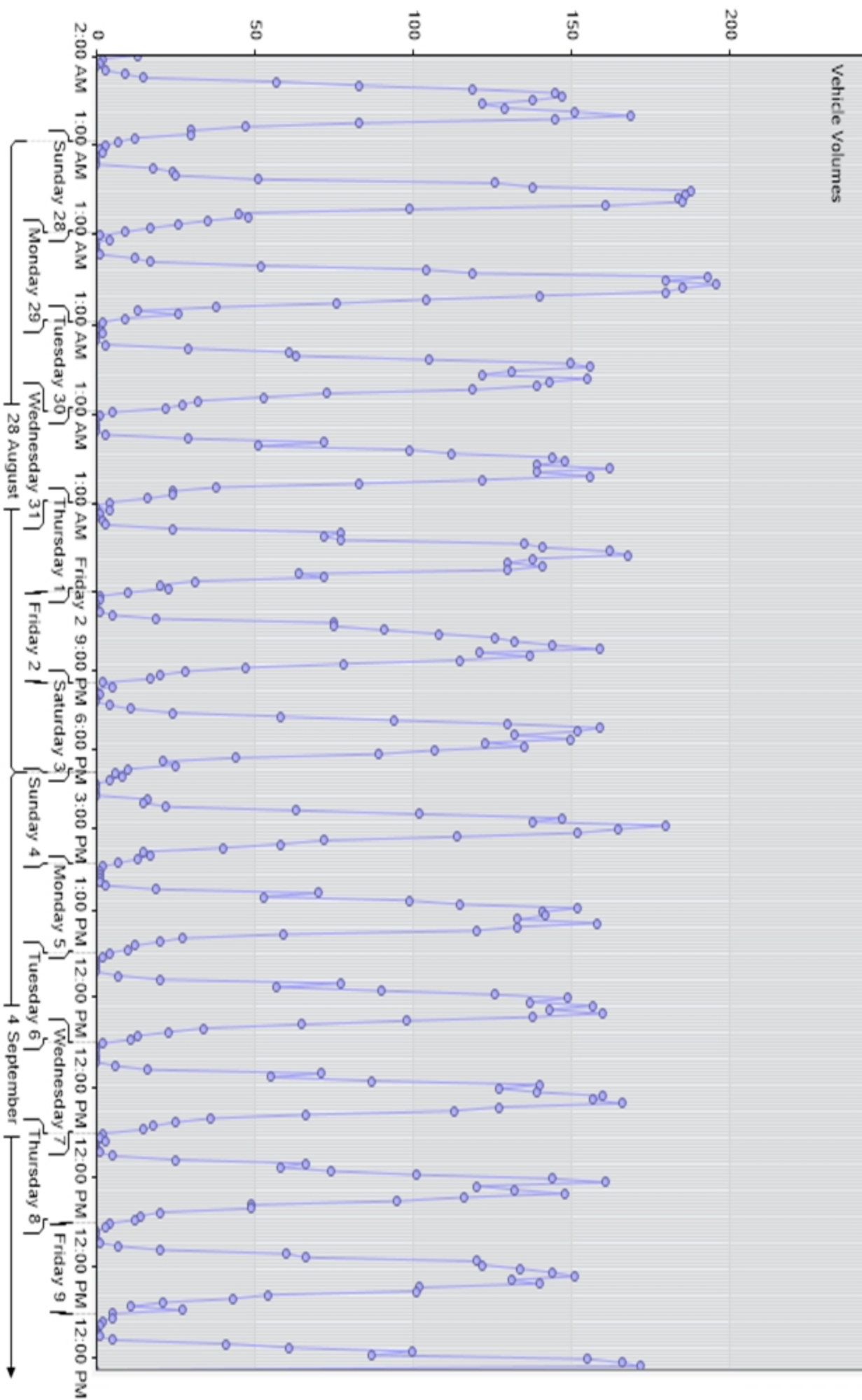
Zoom help

Vehicle Counts vs. Time [Bridge Rd - Lathams 27/08/22 to 10/09/22: Incoming]

Bridge Rd - Lathams 27/08/22 to 10/09/22
Vehicle Volumes

—●— Vehicle Counts vs. Time \n Total Vehicles Displayed=22159

Vehicle Counts (1 Hours)



Vehicle Counts Vs. Speed [Bridge Rd - Lathams 27/08/22 to 10/09/22: Incoming]

Bridge Rd - Lathams 27/08/22 to 10/09/22
Volume By Speed Histogram

22,159 Counts

