

For Project: 16 sept
 Project Notes:
 Location/Name: Incoming
 Report Generated: 11/11/2020 11:27
 Speed Intervals 5 MPH
 Time Intervals 5
 Traffic Report From 09/10/2020 16:00:00 through 09/16/2020 11:59:59
 85th Percentile Speed 31 MPH
 85th Percentile Vehicles 7797
 Max Speed 60 MPH on 09/13/2020 12:30:00
 Total Vehicles 9173
 AADT: 1572

Volumes - weekly counts

Time	5 Day	7 Day
Average Daily	1185	1310
AM Peak 10:00	137	144
PM Peak 01:00	181	180

Speed

Speed Limit: 30
 85th Percentile Speed: 31
 Average Speed: 26.3

	Monday	Tuesday	Wednesday	Thursday	Friday	Saturday	Sunday
Count over limit	303	302	95	89	297	294	253
% over limit	18.4	17.9	22.5	20.7	17.1	17.1	16.5
Avg Speeder	33.7	33.9	34.3	34.0	34.1	33.6	33.8

Day/Time Ending	85th pctl (mph)	85th pctl cnts	Total Cnts	Max Speed	Avg Speeder	% Speeders
10/09/2020 17:00:00	29.6	95	112	40	33.3	10.7%
10/09/2020 18:00:00	31.3	122	143	40	33.2	18.9%
10/09/2020 19:00:00	33.0	71	84	45	34.3	26.2%
10/09/2020 20:00:00	30.0	32	38	45	35.0	15.8%
10/09/2020 21:00:00	36.7	22	26	45	36.0	38.5%
10/09/2020 22:00:00	35.0	8	10	40	34.2	60.0%
10/09/2020 23:00:00	33.3	12	14	35	32.5	42.9%
11/09/2020 00:00:00	25.0	2	2	25	0.0	0.0%
11/09/2020 01:00:00	30.0	2	2	30	0.0	0.0%
11/09/2020 02:00:00	0.0	0	0	0	0.0	0.0%
11/09/2020 03:00:00	35.0	1	1	35	32.5	100.0%
11/09/2020 04:00:00	0.0	0	0	0	0.0	0.0%
11/09/2020 05:00:00	0.0	0	0	0	0.0	0.0%
11/09/2020 06:00:00	30.0	3	4	35	32.5	25.0%
11/09/2020 07:00:00	35.0	14	17	40	35.0	35.3%
11/09/2020 08:00:00	36.1	60	70	50	35.1	44.3%
11/09/2020 09:00:00	33.2	67	79	40	33.5	30.4%
11/09/2020 10:00:00	29.9	94	111	40	33.4	14.4%
11/09/2020 11:00:00	29.8	122	143	45	34.2	12.6%
11/09/2020 12:00:00	29.6	151	178	35	32.5	11.8%
11/09/2020 13:00:00	29.0	131	154	35	32.5	4.5%
11/09/2020 14:00:00	29.2	168	198	40	32.8	8.6%
11/09/2020 15:00:00	29.9	126	148	40	33.5	13.5%
11/09/2020 16:00:00	30.3	130	153	40	33.8	15.7%
11/09/2020 17:00:00	29.7	125	147	40	33.4	11.6%
11/09/2020 18:00:00	31.9	118	139	40	33.5	21.6%
11/09/2020 19:00:00	34.3	67	79	50	35.9	31.6%
11/09/2020 20:00:00	35.0	42	50	45	36.0	34.0%
11/09/2020 21:00:00	35.0	28	33	40	35.0	30.3%
11/09/2020 22:00:00	30.0	12	14	35	32.5	14.3%
11/09/2020 23:00:00	35.0	10	12	50	36.7	50.0%
12/09/2020 00:00:00	40.0	8	9	45	35.5	55.6%
12/09/2020 01:00:00	45.0	2	2	45	37.5	100.0%
12/09/2020 02:00:00	40.0	1	1	40	37.5	100.0%
12/09/2020 03:00:00	0.0	0	0	0	0.0	0.0%
12/09/2020 04:00:00	35.0	1	1	35	32.5	100.0%
12/09/2020 05:00:00	0.0	0	0	0	0.0	0.0%
12/09/2020 06:00:00	40.0	2	2	40	37.5	50.0%
12/09/2020 07:00:00	41.2	16	19	45	36.9	47.4%
12/09/2020 08:00:00	34.4	39	46	40	33.7	45.7%
12/09/2020 09:00:00	30.8	50	59	45	35.0	16.9%
12/09/2020 10:00:00	29.9	88	103	40	32.9	13.6%
12/09/2020 11:00:00	29.8	122	143	35	32.5	12.6%
12/09/2020 12:00:00	30.0	138	162	45	33.3	14.8%
12/09/2020 13:00:00	29.4	167	197	45	33.3	10.2%
12/09/2020 14:00:00	29.6	151	178	40	33.0	11.2%
12/09/2020 15:00:00	29.9	151	178	45	33.5	14.6%
12/09/2020 16:00:00	31.4	128	151	50	33.1	20.5%
12/09/2020 17:00:00	31.1	136	160	40	33.5	18.1%

12/09/2020 18:00:00	30.8	128	151	45	34.4	17.2%
12/09/2020 19:00:00	32.2	52	61	40	34.0	21.3%
12/09/2020 20:00:00	33.5	34	40	40	33.2	37.5%
12/09/2020 21:00:00	30.8	30	35	35	32.5	17.1%
12/09/2020 22:00:00	35.0	8	9	45	35.8	33.3%
12/09/2020 23:00:00	35.0	9	11	40	35.8	27.3%
13/09/2020 00:00:00	29.0	5	6	30	0.0	0.0%
13/09/2020 01:00:00	35.0	3	3	35	32.5	66.7%
13/09/2020 02:00:00	15.0	1	1	15	0.0	0.0%
13/09/2020 03:00:00	30.0	1	1	30	0.0	0.0%
13/09/2020 04:00:00	0.0	0	0	0	0.0	0.0%
13/09/2020 05:00:00	0.0	0	0	0	0.0	0.0%
13/09/2020 06:00:00	0.0	0	0	0	0.0	0.0%
13/09/2020 07:00:00	42.5	6	7	45	37.5	57.1%
13/09/2020 08:00:00	35.0	14	17	40	35.5	29.4%
13/09/2020 09:00:00	33.3	23	27	40	33.8	29.6%
13/09/2020 10:00:00	31.2	47	55	40	33.5	18.2%
13/09/2020 11:00:00	31.8	105	123	45	33.5	21.1%
13/09/2020 12:00:00	29.4	164	193	40	32.8	8.8%
13/09/2020 13:00:00	31.0	167	196	60	33.9	17.9%
13/09/2020 14:00:00	29.7	139	164	40	33.0	11.6%
13/09/2020 15:00:00	29.4	156	183	35	32.5	9.3%
13/09/2020 16:00:00	29.9	156	183	55	34.5	13.7%
13/09/2020 17:00:00	29.8	122	143	45	33.7	11.9%
13/09/2020 18:00:00	31.8	76	89	40	32.8	22.5%
13/09/2020 19:00:00	34.6	47	55	45	34.8	36.4%
13/09/2020 20:00:00	32.3	48	56	45	33.7	23.2%
13/09/2020 21:00:00	35.0	14	16	45	35.0	37.5%
13/09/2020 22:00:00	38.3	11	13	50	35.8	69.2%
13/09/2020 23:00:00	30.0	3	3	30	0.0	0.0%
14/09/2020 00:00:00	30.0	2	2	30	0.0	0.0%
14/09/2020 01:00:00	45.0	2	2	45	42.5	50.0%
14/09/2020 02:00:00	0.0	0	0	0	0.0	0.0%
14/09/2020 03:00:00	0.0	0	0	0	0.0	0.0%
14/09/2020 04:00:00	30.0	1	1	30	0.0	0.0%
14/09/2020 05:00:00	0.0	0	0	0	0.0	0.0%
14/09/2020 06:00:00	30.0	4	5	35	32.5	20.0%
14/09/2020 07:00:00	33.8	20	24	45	34.0	41.7%
14/09/2020 08:00:00	35.6	50	59	45	34.6	47.5%
14/09/2020 09:00:00	33.1	64	75	40	33.4	29.3%
14/09/2020 10:00:00	33.0	74	87	45	34.3	25.3%
14/09/2020 11:00:00	29.6	115	135	40	33.5	11.1%
14/09/2020 12:00:00	29.8	134	158	40	32.7	13.3%
14/09/2020 13:00:00	29.5	150	176	35	32.5	10.2%
14/09/2020 14:00:00	30.6	133	157	40	32.9	17.2%
14/09/2020 15:00:00	30.0	146	172	40	33.5	15.1%
14/09/2020 16:00:00	30.9	135	159	45	33.8	17.6%
14/09/2020 17:00:00	30.0	120	141	40	33.0	14.9%
14/09/2020 18:00:00	29.9	111	131	40	33.9	13.7%
14/09/2020 19:00:00	32.3	65	76	45	34.7	21.1%

14/09/2020 20:00:00	34.4	44	52	40	34.7	30.8%
14/09/2020 21:00:00	37.5	8	10	45	37.5	40.0%
14/09/2020 22:00:00	32.5	8	9	35	32.5	22.2%
14/09/2020 23:00:00	33.6	14	16	35	32.5	43.8%
15/09/2020 00:00:00	0.0	0	0	0	0.0	0.0%
15/09/2020 01:00:00	20.0	2	2	20	0.0	0.0%
15/09/2020 02:00:00	0.0	0	0	0	0.0	0.0%
15/09/2020 03:00:00	0.0	0	0	0	0.0	0.0%
15/09/2020 04:00:00	0.0	0	0	0	0.0	0.0%
15/09/2020 05:00:00	45.0	2	2	45	42.5	50.0%
15/09/2020 06:00:00	35.0	6	7	40	34.2	42.9%
15/09/2020 07:00:00	40.0	20	23	55	36.8	60.9%
15/09/2020 08:00:00	37.5	44	52	50	35.6	51.9%
15/09/2020 09:00:00	33.9	60	70	45	34.4	30.0%
15/09/2020 10:00:00	31.9	73	86	45	33.3	23.3%
15/09/2020 11:00:00	29.5	116	136	40	32.9	9.6%
15/09/2020 12:00:00	30.0	126	148	40	32.7	14.9%
15/09/2020 13:00:00	29.0	153	180	40	33.0	6.1%
15/09/2020 14:00:00	29.1	162	190	45	34.0	6.8%
15/09/2020 15:00:00	29.4	149	175	35	32.5	9.1%
15/09/2020 16:00:00	29.7	128	150	40	33.9	12.0%
15/09/2020 17:00:00	31.1	137	161	45	33.2	18.6%
15/09/2020 18:00:00	32.0	121	142	40	33.5	21.8%
15/09/2020 19:00:00	33.8	60	71	45	34.9	32.4%
15/09/2020 20:00:00	33.3	37	43	40	32.8	37.2%
15/09/2020 21:00:00	32.5	20	24	35	32.5	33.3%
15/09/2020 22:00:00	35.0	8	10	45	35.5	50.0%
15/09/2020 23:00:00	37.5	13	15	40	34.5	66.7%
16/09/2020 00:00:00	30.0	3	3	30	0.0	0.0%
16/09/2020 01:00:00	35.0	2	2	35	32.5	50.0%
16/09/2020 02:00:00	40.0	1	1	40	37.5	100.0%
16/09/2020 03:00:00	0.0	0	0	0	0.0	0.0%
16/09/2020 04:00:00	0.0	0	0	0	0.0	0.0%
16/09/2020 05:00:00	0.0	0	0	0	0.0	0.0%
16/09/2020 06:00:00	40.0	3	3	40	37.5	33.3%
16/09/2020 07:00:00	38.0	15	18	45	36.0	55.6%
16/09/2020 08:00:00	35.6	51	60	45	34.5	50.0%
16/09/2020 09:00:00	32.3	62	73	45	34.4	21.9%
16/09/2020 10:00:00	31.2	90	106	40	33.5	18.9%
16/09/2020 11:00:00	29.6	114	134	40	33.5	11.2%
16/09/2020 12:00:00	28.8	22	26	35	32.5	3.8%

Day/Time Ending	85th pctl (mph)	85th pctl cnts	Total Cnts	Max Speed	Avg Speeder	% Speeders
11/09/2020 00:00:00	31.9	365	429	45	34.0	20.7%
12/09/2020 00:00:00	30.8	1480	1741	50	34.1	17.1%
13/09/2020 00:00:00	30.7	1458	1715	50	33.6	17.1%
14/09/2020 00:00:00	30.6	1300	1530	60	33.8	16.5%
15/09/2020 00:00:00	31.2	1398	1645	45	33.7	18.4%
16/09/2020 00:00:00	31.0	1436	1690	55	33.9	17.9%
16/09/2020 11:59:59	32.5	360	423	45	34.3	22.5%

Incoming Weekly Counts

16 sept

from Thu-Sep-10-2020-04-00-PM to Wed-Sep-16-2020-11-59-AM

	2020-09-07	to	2020-09-13							
	Monday	Tuesday	Wednesday	Thursday	Friday	Saturday	Sunday	Week	Weekend	Week Day 85%
Hour	2020-09-07	2020-09-08	2020-09-09	2020-09-10	2020-09-11	2020-09-12	2020-09-13	Day Avg	Avg	Avg Speed
0 - 1	*	*	*	*	2	2	3	2	2.5	30
1 - 2	*	*	*	*	0	1	1	0	1	0
2 - 3	*	*	*	*	1	0	1	1	0.5	35
3 - 4	*	*	*	*	0	1	0	0	0.5	0
4 - 5	*	*	*	*	0	0	0	0	0	0
5 - 6	*	*	*	*	4	2	0	4	1	30
6 - 7	*	*	*	*	17	19	7	17	13	35
7 - 8	*	*	*	*	70	46	17	70	31.5	36.1
8 - 9	*	*	*	*	79	59	27	79	43	33.2
9 - 10	*	*	*	*	111	103	55	111	79	29.9
10 - 11	*	*	*	*	143	143	123	143	133	29.8
11 - 12	*	*	*	*	178	162	193	178	177.5	29.6
12 - 13	*	*	*	*	154	197	196	154	196.5	29
13 - 14	*	*	*	*	198	178	164	198	171	29.2
14 - 15	*	*	*	*	148	178	183	148	180.5	29.9
15 - 16	*	*	*	*	153	151	183	153	167	30.3
16 - 17	*	*	*	112	147	160	143	129.5	151.5	29.65
17 - 18	*	*	*	143	139	151	89	141	120	31.6
18 - 19	*	*	*	84	79	61	55	81.5	58	33.65
19 - 20	*	*	*	38	50	40	56	44	48	32.5
20 - 21	*	*	*	26	33	35	16	29.5	25.5	35.85
21 - 22	*	*	*	10	14	9	13	12	11	32.5
22 - 23	*	*	*	14	12	11	3	13	7	34.15
23 - 24	*	*	*	2	9	6	2	5.5	4	32.5
Totals	0	0	0	429	1741	1715	1530			
% of Total	0%	0%	0%	7.92%	32.15%	31.67%	28.25%			

Incoming Weekly Counts

16 sept

from Thu-Sep-10-2020-04-00-PM to Wed-Sep-16-2020-11-59-AM

	2020-09-14	to	2020-09-20							
	Monday	Tuesday	Wednesday	Thursday	Friday	Saturday	Sunday	Week	Weekend	Week Day 85%
Hour	2020-09-14	2020-09-15	2020-09-16	2020-09-17	2020-09-18	2020-09-19	2020-09-20	Day Avg	Avg	Avg Speed
0 - 1	2	2	2	*	*	*	*	2	0	33.33
1 - 2	0	0	1	*	*	*	*	0.33	0	13.33
2 - 3	0	0	0	*	*	*	*	0	0	0
3 - 4	1	0	0	*	*	*	*	0.33	0	10
4 - 5	0	2	0	*	*	*	*	0.67	0	15
5 - 6	5	7	3	*	*	*	*	5	0	35
6 - 7	24	23	18	*	*	*	*	21.67	0	37.27
7 - 8	59	52	60	*	*	*	*	57	0	36.23
8 - 9	75	70	73	*	*	*	*	72.67	0	33.1
9 - 10	87	86	106	*	*	*	*	93	0	32.03
10 - 11	135	136	134	*	*	*	*	135	0	29.57
11 - 12	158	148	26	*	*	*	*	110.67	0	29.53
12 - 13	176	180	*	*	*	*	*	178	0	29.25
13 - 14	157	190	*	*	*	*	*	173.5	0	29.85
14 - 15	172	175	*	*	*	*	*	173.5	0	29.7
15 - 16	159	150	*	*	*	*	*	154.5	0	30.3
16 - 17	141	161	*	*	*	*	*	151	0	30.55
17 - 18	131	142	*	*	*	*	*	136.5	0	30.95
18 - 19	76	71	*	*	*	*	*	73.5	0	33.05
19 - 20	52	43	*	*	*	*	*	47.5	0	33.85
20 - 21	10	24	*	*	*	*	*	17	0	35
21 - 22	9	10	*	*	*	*	*	9.5	0	33.75
22 - 23	16	15	*	*	*	*	*	15.5	0	35.55
23 - 24	0	3	*	*	*	*	*	1.5	0	15
Totals	1645	1690	423	0	0	0	0			
% of Total	43.77%	44.97%	11.26%	0%	0%	0%	0%			

Incoming Monthly Counts
16 sept

from Thu-Sep-10-2020-04-00-PM to Wed-Sep-16-2020-11-59-AM

Hour	Sep 2020							Week Day Avg	Weekend Avg	Week Day 85% Avg Speed
	Monday	Tuesday	Wednesday	Thursday	Friday	Saturday	Sunday			
0 - 1	2	2	2	*	2	2	3	2	2.5	32.5
1 - 2	0	0	1	*	0	1	1	0.25	1	10
2 - 3	0	0	0	*	1	0	1	0.25	0.5	8.75
3 - 4	1	0	0	*	0	1	0	0.25	0.5	7.5
4 - 5	0	2	0	*	0	0	0	0.5	0	11.25
5 - 6	5	7	3	*	4	2	0	4.75	1	33.75
6 - 7	24	23	18	*	17	19	7	20.5	13	36.7
7 - 8	59	52	60	*	70	46	17	60.25	31.5	36.2
8 - 9	75	70	73	*	79	59	27	74.25	43	33.12
9 - 10	87	86	106	*	111	103	55	97.5	79	31.5
10 - 11	135	136	134	*	143	143	123	137	133	29.62
11 - 12	158	148	26	*	178	162	193	127.5	177.5	29.55
12 - 13	176	180	*	*	154	197	196	170	196.5	29.17
13 - 14	157	190	*	*	198	178	164	181.67	171	29.63
14 - 15	172	175	*	*	148	178	183	165	180.5	29.77
15 - 16	159	150	*	*	153	151	183	154	167	30.3
16 - 17	141	161	*	112	147	160	143	140.25	151.5	30.1
17 - 18	131	142	*	143	139	151	89	138.75	120	31.28
18 - 19	76	71	*	84	79	61	55	77.5	58	33.35
19 - 20	52	43	*	38	50	40	56	45.75	48	33.17
20 - 21	10	24	*	26	33	35	16	23.25	25.5	35.42
21 - 22	9	10	*	10	14	9	13	10.75	11	33.12
22 - 23	16	15	*	14	12	11	3	14.25	7	34.85
23 - 24	0	3	*	2	9	6	2	3.5	4	23.75
Totals	1645	1690	423	429	1741	1715	1530			
% of Total	17.93%	18.42%	4.61%	4.68%	18.98%	18.7%	16.68%			

Incoming Weekly Speeds
16 sept

from Thu-Sep-10-2020-04-00-PM to Wed-Sep-16-2020-11-59-AM

	2020-09-07	to	2020-09-13							
	Monday	Tuesday	Wednesday	Thursday	Friday	Saturday	Sunday	Week	Weekend	Week Day 85%
Hour	2020-09-07	2020-09-08	2020-09-09	2020-09-10	2020-09-11	2020-09-12	2020-09-13	Day Avg	Avg	Avg Speed
0 - 1	*	*	*	*	24.5	37	30.33	24.5	33.67	30
1 - 2	*	*	*	*	0	37	12	0	24.5	0
2 - 3	*	*	*	*	32	0	27	32	13.5	35
3 - 4	*	*	*	*	0	32	0	0	16	0
4 - 5	*	*	*	*	0	0	0	0	0	0
5 - 6	*	*	*	*	22	32	0	22	16	30
6 - 7	*	*	*	*	28.88	31.47	31.43	28.88	31.45	35
7 - 8	*	*	*	*	30.1	28.7	26.18	30.1	27.44	36.1
8 - 9	*	*	*	*	27.65	26.12	26.26	27.65	26.19	33.2
9 - 10	*	*	*	*	26.29	26.21	26.45	26.29	26.33	29.9
10 - 11	*	*	*	*	25.98	25.59	26.47	25.98	26.03	29.8
11 - 12	*	*	*	*	24.94	26.38	24.96	24.94	25.67	29.6
12 - 13	*	*	*	*	24.85	25.05	26.65	24.85	25.85	29
13 - 14	*	*	*	*	24.78	25.41	26.07	24.78	25.74	29.2
14 - 15	*	*	*	*	25.88	25.53	24.63	25.88	25.08	29.9
15 - 16	*	*	*	*	26.36	25.84	25.54	26.36	25.69	30.3
16 - 17	*	*	*	25.78	25.68	26	26.06	25.73	26.03	29.65
17 - 18	*	*	*	26.24	26.73	26.17	26.61	26.49	26.39	31.6
18 - 19	*	*	*	26.58	28.39	26.21	28.93	27.49	27.57	33.65
19 - 20	*	*	*	26.24	29.34	27.9	26.62	27.79	27.26	32.5
20 - 21	*	*	*	29.88	26.61	25.71	29	28.25	27.36	35.85
21 - 22	*	*	*	30.8	21.86	27.67	32.85	26.33	30.26	32.5
22 - 23	*	*	*	28.71	31.33	28.45	23.67	30.02	26.06	34.15
23 - 24	*	*	*	22.5	28.67	26.33	27	25.58	26.67	32.5

Incoming Weekly Speeds
16 sept

from Thu-Sep-10-2020-04-00-PM to Wed-Sep-16-2020-11-59-AM

	2020-09-14	to	2020-09-20							
	Monday	Tuesday	Wednesday	Thursday	Friday	Saturday	Sunday	Week	Weekend	Week Day 85%
Hour	2020-09-14	2020-09-15	2020-09-16	2020-09-17	2020-09-18	2020-09-19	2020-09-20	Day Avg	Avg	Avg Speed
0 - 1	34.5	17.5	27	*	*	*	*	26.33	*	33.33
1 - 2	0	0	37	*	*	*	*	12.33	*	13.33
2 - 3	0	0	0	*	*	*	*	0	*	0
3 - 4	27	0	0	*	*	*	*	9	*	10
4 - 5	0	34.5	0	*	*	*	*	11.5	*	15
5 - 6	25	28.71	30.33	*	*	*	*	28.02	*	35
6 - 7	29.04	32.52	31.33	*	*	*	*	30.97	*	37.27
7 - 8	29.15	30.46	29.63	*	*	*	*	29.75	*	36.23
8 - 9	27.55	27.87	27.75	*	*	*	*	27.72	*	33.1
9 - 10	27.07	26.85	26.31	*	*	*	*	26.74	*	32.03
10 - 11	25.65	25.29	25.31	*	*	*	*	25.41	*	29.57
11 - 12	25.21	25.93	23.96	*	*	*	*	25.03	*	29.53
12 - 13	24.97	24.04	*	*	*	*	*	24.5	*	29.25
13 - 14	26.07	24.58	*	*	*	*	*	25.32	*	29.85
14 - 15	25.94	25.23	*	*	*	*	*	25.59	*	29.7
15 - 16	26.57	25.43	*	*	*	*	*	26	*	30.3
16 - 17	25.1	26.81	*	*	*	*	*	25.95	*	30.55
17 - 18	25.97	26.17	*	*	*	*	*	26.07	*	30.95
18 - 19	27.59	27.87	*	*	*	*	*	27.73	*	33.05
19 - 20	28.02	27.3	*	*	*	*	*	27.66	*	33.85
20 - 21	29.7	27	*	*	*	*	*	28.35	*	35
21 - 22	27	29.6	*	*	*	*	*	28.3	*	33.75
22 - 23	27.19	30.87	*	*	*	*	*	29.03	*	35.55
23 - 24	0	27.33	*	*	*	*	*	13.67	*	15

	Sep 2020							Week	Weekend	Week Day 85%
Hour	Monday	Tuesday	Wednesday	Thursday	Friday	Saturday	Sunday	Day Avg	Avg	Avg Speed
0 - 1	34.5	17.5	27	*	24.5	37	30.33	25.88	33.67	32.5
1 - 2	0	0	37	*	0	37	12	9.25	24.5	10
2 - 3	0	0	0	*	32	0	27	8	13.5	8.75
3 - 4	27	0	0	*	0	32	0	6.75	16	7.5
4 - 5	0	34.5	0	*	0	0	0	8.62	0	11.25
5 - 6	25	28.71	30.33	*	22	32	0	26.51	16	33.75
6 - 7	29.04	32.52	31.33	*	28.88	31.47	31.43	30.44	31.45	36.7
7 - 8	29.15	30.46	29.63	*	30.1	28.7	26.18	29.84	27.44	36.2
8 - 9	27.55	27.87	27.75	*	27.65	26.12	26.26	27.7	26.19	33.12
9 - 10	27.07	26.85	26.31	*	26.29	26.21	26.45	26.63	26.33	31.5
10 - 11	25.65	25.29	25.31	*	25.98	25.59	26.47	25.56	26.03	29.62
11 - 12	25.21	25.93	23.96	*	24.94	26.38	24.96	25.01	25.67	29.55
12 - 13	24.97	24.04	*	*	24.85	25.05	26.65	24.62	25.85	29.17
13 - 14	26.07	24.58	*	*	24.78	25.41	26.07	25.14	25.74	29.63
14 - 15	25.94	25.23	*	*	25.88	25.53	24.63	25.68	25.08	29.77
15 - 16	26.57	25.43	*	*	26.36	25.84	25.54	26.12	25.69	30.3
16 - 17	25.1	26.81	*	25.78	25.68	26	26.06	25.84	26.03	30.1
17 - 18	25.97	26.17	*	26.24	26.73	26.17	26.61	26.28	26.39	31.28
18 - 19	27.59	27.87	*	26.58	28.39	26.21	28.93	27.61	27.57	33.35
19 - 20	28.02	27.3	*	26.24	29.34	27.9	26.62	27.72	27.26	33.17
20 - 21	29.7	27	*	29.88	26.61	25.71	29	28.3	27.36	35.42
21 - 22	27	29.6	*	30.8	21.86	27.67	32.85	27.31	30.26	33.12
22 - 23	27.19	30.87	*	28.71	31.33	28.45	23.67	29.53	26.06	34.85
23 - 24	0	27.33	*	22.5	28.67	26.33	27	19.62	26.67	23.75

	2020-09-07	to	2020-09-13							
	Monday	Tuesday	Wednesday	Thursday	Friday	Saturday	Sunday	Week	Weekend	Week Day 85%
Hour	2020-09-07	2020-09-08	2020-09-09	2020-09-10	2020-09-11	2020-09-12	2020-09-13	Day Avg	Avg	Avg Speed
0 - 1	*	*	*	*	30	45	35	30	40	30
1 - 2	*	*	*	*	0	40	15	0	27.5	0
2 - 3	*	*	*	*	35	0	30	35	15	35
3 - 4	*	*	*	*	0	35	0	0	17.5	0
4 - 5	*	*	*	*	0	0	0	0	0	0
5 - 6	*	*	*	*	30	40	0	30	20	30
6 - 7	*	*	*	*	35	41.2	42.5	35	41.85	35
7 - 8	*	*	*	*	36.1	34.4	35	36.1	34.7	36.1
8 - 9	*	*	*	*	33.2	30.8	33.3	33.2	32.05	33.2
9 - 10	*	*	*	*	29.9	29.9	31.2	29.9	30.55	29.9
10 - 11	*	*	*	*	29.8	29.8	31.8	29.8	30.8	29.8
11 - 12	*	*	*	*	29.6	30	29.4	29.6	29.7	29.6
12 - 13	*	*	*	*	29	29.4	31	29	30.2	29
13 - 14	*	*	*	*	29.2	29.6	29.7	29.2	29.65	29.2
14 - 15	*	*	*	*	29.9	29.9	29.4	29.9	29.65	29.9
15 - 16	*	*	*	*	30.3	31.4	29.9	30.3	30.65	30.3
16 - 17	*	*	*	29.6	29.7	31.1	29.8	29.65	30.45	29.65
17 - 18	*	*	*	31.3	31.9	30.8	31.8	31.6	31.3	31.6
18 - 19	*	*	*	33	34.3	32.2	34.6	33.65	33.4	33.65
19 - 20	*	*	*	30	35	33.5	32.3	32.5	32.9	32.5
20 - 21	*	*	*	36.7	35	30.8	35	35.85	32.9	35.85
21 - 22	*	*	*	35	30	35	38.3	32.5	36.65	32.5
22 - 23	*	*	*	33.3	35	35	30	34.15	32.5	34.15
23 - 24	*	*	*	25	40	29	30	32.5	29.5	32.5

	2020-09-14	to	2020-09-20							
	Monday	Tuesday	Wednesday	Thursday	Friday	Saturday	Sunday	Week	Weekend	Week Day 85%
Hour	2020-09-14	2020-09-15	2020-09-16	2020-09-17	2020-09-18	2020-09-19	2020-09-20	Day Avg	Avg	Avg Speed
0 - 1	45	20	35	*	*	*	*	33.33	0	33.33
1 - 2	0	0	40	*	*	*	*	13.33	0	13.33
2 - 3	0	0	0	*	*	*	*	0	0	0
3 - 4	30	0	0	*	*	*	*	10	0	10
4 - 5	0	45	0	*	*	*	*	15	0	15
5 - 6	30	35	40	*	*	*	*	35	0	35
6 - 7	33.8	40	38	*	*	*	*	37.27	0	37.27
7 - 8	35.6	37.5	35.6	*	*	*	*	36.23	0	36.23
8 - 9	33.1	33.9	32.3	*	*	*	*	33.1	0	33.1
9 - 10	33	31.9	31.2	*	*	*	*	32.03	0	32.03
10 - 11	29.6	29.5	29.6	*	*	*	*	29.57	0	29.57
11 - 12	29.8	30	28.8	*	*	*	*	29.53	0	29.53
12 - 13	29.5	29	*	*	*	*	*	29.25	0	29.25
13 - 14	30.6	29.1	*	*	*	*	*	29.85	0	29.85
14 - 15	30	29.4	*	*	*	*	*	29.7	0	29.7
15 - 16	30.9	29.7	*	*	*	*	*	30.3	0	30.3
16 - 17	30	31.1	*	*	*	*	*	30.55	0	30.55
17 - 18	29.9	32	*	*	*	*	*	30.95	0	30.95
18 - 19	32.3	33.8	*	*	*	*	*	33.05	0	33.05
19 - 20	34.4	33.3	*	*	*	*	*	33.85	0	33.85
20 - 21	37.5	32.5	*	*	*	*	*	35	0	35
21 - 22	32.5	35	*	*	*	*	*	33.75	0	33.75
22 - 23	33.6	37.5	*	*	*	*	*	35.55	0	35.55
23 - 24	0	30	*	*	*	*	*	15	0	15

	Sep 2020							Week	Weekend	Week Day 85%
Hour	Monday	Tuesday	Wednesday	Thursday	Friday	Saturday	Sunday	Day Avg	Avg	Avg Speed
0 - 1	45	20	35	*	30	45	35	32.5	40	32.5
1 - 2	0	0	40	*	0	40	15	10	27.5	10
2 - 3	0	0	0	*	35	0	30	8.75	15	8.75
3 - 4	30	0	0	*	0	35	0	7.5	17.5	7.5
4 - 5	0	45	0	*	0	0	0	11.25	0	11.25
5 - 6	30	35	40	*	30	40	0	33.75	20	33.75
6 - 7	33.8	40	38	*	35	41.2	42.5	36.7	41.85	36.7
7 - 8	35.6	37.5	35.6	*	36.1	34.4	35	36.2	34.7	36.2
8 - 9	33.1	33.9	32.3	*	33.2	30.8	33.3	33.12	32.05	33.12
9 - 10	33	31.9	31.2	*	29.9	29.9	31.2	31.5	30.55	31.5
10 - 11	29.6	29.5	29.6	*	29.8	29.8	31.8	29.62	30.8	29.62
11 - 12	29.8	30	28.8	*	29.6	30	29.4	29.55	29.7	29.55
12 - 13	29.5	29	*	*	29	29.4	31	29.17	30.2	29.17
13 - 14	30.6	29.1	*	*	29.2	29.6	29.7	29.63	29.65	29.63
14 - 15	30	29.4	*	*	29.9	29.9	29.4	29.77	29.65	29.77
15 - 16	30.9	29.7	*	*	30.3	31.4	29.9	30.3	30.65	30.3
16 - 17	30	31.1	*	29.6	29.7	31.1	29.8	30.1	30.45	30.1
17 - 18	29.9	32	*	31.3	31.9	30.8	31.8	31.28	31.3	31.28
18 - 19	32.3	33.8	*	33	34.3	32.2	34.6	33.35	33.4	33.35
19 - 20	34.4	33.3	*	30	35	33.5	32.3	33.17	32.9	33.17
20 - 21	37.5	32.5	*	36.7	35	30.8	35	35.42	32.9	35.42
21 - 22	32.5	35	*	35	30	35	38.3	33.12	36.65	33.12
22 - 23	33.6	37.5	*	33.3	35	35	30	34.85	32.5	34.85
23 - 24	0	30	*	25	40	29	30	23.75	29.5	23.75

Starting Hour	Count	Average Speed of all Traffic	Violator Counts	Average Speed of Violators
00:00:00	0	N/A	N/A	N/A
01:00:00	0	N/A	N/A	N/A
02:00:00	0	N/A	N/A	N/A
03:00:00	0	N/A	N/A	N/A
04:00:00	0	N/A	N/A	N/A
05:00:00	0	N/A	N/A	N/A
06:00:00	0	N/A	N/A	N/A
07:00:00	0	N/A	N/A	N/A
08:00:00	0	N/A	N/A	N/A
09:00:00	0	N/A	N/A	N/A
10:00:00	0	N/A	N/A	N/A
11:00:00	0	N/A	N/A	N/A
12:00:00	0	N/A	N/A	N/A
13:00:00	0	N/A	N/A	N/A
14:00:00	0	N/A	N/A	N/A
15:00:00	0	N/A	N/A	N/A
16:00:00	105	5.2	12	33.3
17:00:00	135	8.7	24	33.1
18:00:00	97	12.6	25	34.3
19:00:00	40	13.8	6	35.0
20:00:00	25	21.3	9	36.4
21:00:00	11	21.8	7	33.9
22:00:00	14	18.4	6	32.5
23:00:00	2	11.3	0	NaN
00:00:00	2	25.0	0	NaN
01:00:00	0	N/A	N/A	N/A
02:00:00	1	32.5	1	32.5
03:00:00	0	N/A	N/A	N/A
04:00:00	0	N/A	N/A	N/A
05:00:00	4	22.5	1	32.5
06:00:00	15	25.2	5	34.5
07:00:00	61	19.4	30	35.3
08:00:00	82	12.2	24	33.5
09:00:00	111	8.7	14	33.2
10:00:00	135	8.4	20	34.3
11:00:00	177	6.4	22	32.5
12:00:00	155	5.8	5	32.5
13:00:00	193	5.7	15	32.8
14:00:00	150	6.9	21	33.2
15:00:00	157	7.4	25	33.7
16:00:00	155	7.2	17	33.4
17:00:00	132	8.9	29	33.4
18:00:00	87	13.4	26	35.8
19:00:00	56	19.8	20	36.0
20:00:00	33	19.3	10	35.0
21:00:00	8	17.5	1	32.5
22:00:00	18	22.5	7	36.1
23:00:00	8	28.8	4	36.3
00:00:00	3	35.8	3	35.8
01:00:00	0	N/A	N/A	N/A
02:00:00	1	37.5	1	37.5

Starting Hour	Count	Average Speed of all Traffic	Violator Counts	Average Speed of Violators
03:00:00	1	32.5	1	32.5
04:00:00	0	N/A	N/A	N/A
05:00:00	0	N/A	N/A	N/A
06:00:00	19	25.4	10	37.0
07:00:00	43	17.9	20	33.8
08:00:00	54	16.1	10	35.0
09:00:00	103	9.9	15	32.8
10:00:00	138	7.6	17	32.5
11:00:00	162	6.3	25	33.3
12:00:00	199	5.8	19	33.3
13:00:00	174	6.3	19	33.0
14:00:00	183	6.1	25	33.3
15:00:00	153	7.8	29	33.4
16:00:00	159	8.0	33	33.4
17:00:00	144	8.6	25	34.1
18:00:00	72	11.8	13	34.0
19:00:00	45	16.7	16	33.8
20:00:00	37	15.0	7	32.5
21:00:00	9	25.6	3	35.8
22:00:00	9	25.0	2	35.0
23:00:00	8	24.7	1	37.5
00:00:00	2	30.0	1	32.5
01:00:00	2	22.5	1	32.5
02:00:00	1	27.5	0	NaN
03:00:00	0	N/A	N/A	N/A
04:00:00	0	N/A	N/A	N/A
05:00:00	0	N/A	N/A	N/A
06:00:00	5	27.5	2	32.5
07:00:00	18	24.2	7	37.5
08:00:00	26	22.5	8	33.8
09:00:00	54	13.8	10	33.5
10:00:00	110	9.5	23	33.4
11:00:00	190	6.2	20	33.0
12:00:00	209	6.1	34	34.0
13:00:00	163	6.8	19	33.0
14:00:00	172	6.6	17	32.5
15:00:00	191	7.0	24	34.6
16:00:00	142	7.5	17	33.1
17:00:00	94	10.0	20	33.3
18:00:00	53	18.1	20	34.8
19:00:00	60	13.8	14	33.6
20:00:00	19	23.3	7	34.6
21:00:00	13	30.8	9	35.8
22:00:00	4	25.0	0	NaN
23:00:00	2	27.5	0	NaN
00:00:00	1	27.5	0	NaN
01:00:00	1	42.5	1	42.5
02:00:00	0	N/A	N/A	N/A
03:00:00	1	27.5	0	NaN
04:00:00	0	N/A	N/A	N/A
05:00:00	4	25.0	1	32.5

Starting Hour	Count	Average Speed of all Traffic	Violator Counts	Average Speed of Violators
06:00:00	21	20.8	8	33.8
07:00:00	59	19.5	28	34.6
08:00:00	74	12.7	21	33.5
09:00:00	81	14.2	23	34.5
10:00:00	131	7.9	14	32.9
11:00:00	159	6.8	19	33.3
12:00:00	178	6.1	21	32.5
13:00:00	154	7.3	26	32.9
14:00:00	172	6.8	26	33.5
15:00:00	165	6.9	28	33.6
16:00:00	130	8.7	19	33.3
17:00:00	135	8.5	22	33.6
18:00:00	86	11.3	16	34.7
19:00:00	56	16.8	16	34.7
20:00:00	12	25.4	5	36.5
21:00:00	8	27.5	2	32.5
22:00:00	14	21.6	7	32.5
23:00:00	3	7.5	0	NaN
00:00:00	2	8.8	0	NaN
01:00:00	0	N/A	N/A	N/A
02:00:00	0	N/A	N/A	N/A
03:00:00	0	N/A	N/A	N/A
04:00:00	2	35.0	1	42.5
05:00:00	5	23.0	1	37.5
06:00:00	20	23.5	13	36.0
07:00:00	53	18.9	27	35.5
08:00:00	71	14.3	24	35.0
09:00:00	80	11.8	20	33.3
10:00:00	132	6.8	11	33.0
11:00:00	150	6.8	24	32.7
12:00:00	170	6.3	10	33.0
13:00:00	192	6.1	14	33.9
14:00:00	187	5.2	15	32.5
15:00:00	150	7.9	19	33.8
16:00:00	150	6.8	26	33.1
17:00:00	150	8.4	34	33.5
18:00:00	76	14.4	23	34.9
19:00:00	45	15.0	16	32.8
20:00:00	27	21.9	9	32.5
21:00:00	9	26.7	4	36.3
22:00:00	16	20.5	11	34.3
23:00:00	3	18.3	0	NaN

Incoming Histogram

16 sept

from Thu-Sep-10-2020-04-00-PM to Wed-Sep-16-2020-11-59-AM

Date	Starting Hr:min	<5	5 to <10	10 to <15	15 to <20	20 to <25	25 to <30	30 to <35	35 to <40	40 to <45	45 to <50	50 to <55	55 to <60	60 to <65	65 to <70	70 to <75	75 to <80	80 to <85	85 to <90	90 to <95	95 to <100	100 to <105	105 to <110	110 to <115	115 to <120	120 to <125	125 to <130	130 to <135	135 to <140	140 to <145	145 to <150	150 to <155	155 to <160	160 to <165	165 to <170	170 to <175	175 to <180	180 to <185	185 to <190	190 to <195	195 to >200	Total Counts	85pct Speed	10MPH Pace	% in pace	# of Speeders	% Speeders					
11/09/2020	00:00	0	0	0	1	1	0	0	0	0	0	0	0	0	0	0	0	0	0	0	0	0	0	0	0	0	0	0	0	0	0	0	0	0	0	0	0	0	0	0	2	30	20 to 30	100.0	*	*						
11/09/2020	01:00	0	0	0	0	0	0	0	0	0	0	0	0	0	0	0	0	0	0	0	0	0	0	0	0	0	0	0	0	0	0	0	0	0	0	0	0	0	0	0	0	0	0	0	0	0	0	*	*	*	*	
11/09/2020	02:00	0	0	0	0	0	1	0	0	0	0	0	0	0	0	0	0	0	0	0	0	0	0	0	0	0	0	0	0	0	0	0	0	0	0	0	0	0	0	0	0	1	35	25 to 35	100.0	1	100.0					
11/09/2020	03:00	0	0	0	0	0	0	0	0	0	0	0	0	0	0	0	0	0	0	0	0	0	0	0	0	0	0	0	0	0	0	0	0	0	0	0	0	0	0	0	0	0	0	0	0	0	0	0	*	*	*	*
11/09/2020	04:00	0	0	0	0	0	0	0	0	0	0	0	0	0	0	0	0	0	0	0	0	0	0	0	0	0	0	0	0	0	0	0	0	0	0	0	0	0	0	0	0	0	0	0	0	0	0	0	*	*	*	*
11/09/2020	05:00	0	0	1	1	0	1	1	0	0	0	0	0	0	0	0	0	0	0	0	0	0	0	0	0	0	0	0	0	0	0	0	0	0	0	0	0	0	0	0	0	0	4	30	10 to 20	50.0	1	25.0				
11/09/2020	06:00	0	0	0	3	8	3	3	0	0	0	0	0	0	0	0	0	0	0	0	0	0	0	0	0	0	0	0	0	0	0	0	0	0	0	0	0	0	0	0	0	0	17	35	25 to 35	82.4	6	35.3				
11/09/2020	07:00	0	0	1	6	32	19	9	2	1	0	0	0	0	0	0	0	0	0	0	0	0	0	0	0	0	0	0	0	0	0	0	0	0	0	0	0	0	0	0	0	70	36.1	30 to 40	85.7	31	44.3					
11/09/2020	08:00	0	0	1	1	19	34	19	5	0	0	0	0	0	0	0	0	0	0	0	0	0	0	0	0	0	0	0	0	0	0	0	0	0	0	0	0	0	0	0	0	79	33.2	25 to 35	91.1	24	30.4					
11/09/2020	09:00	0	1	1	7	23	63	13	3	0	0	0	0	0	0	0	0	0	0	0	0	0	0	0	0	0	0	0	0	0	0	0	0	0	0	0	0	0	0	0	0	111	29.9	25 to 35	89.2	16	14.4					
11/09/2020	10:00	0	1	2	8	39	75	13	4	1	0	0	0	0	0	0	0	0	0	0	0	0	0	0	0	0	0	0	0	0	0	0	0	0	0	0	0	0	0	0	143	29.8	25 to 35	88.8	18	12.6						
11/09/2020	11:00	0	1	4	16	62	74	21	0	0	0	0	0	0	0	0	0	0	0	0	0	0	0	0	0	0	0	0	0	0	0	0	0	0	0	0	0	0	0	0	178	29.6	25 to 35	88.2	21	11.8						
11/09/2020	12:00	0	3	2	9	50	83	7	0	0	0	0	0	0	0	0	0	0	0	0	0	0	0	0	0	0	0	0	0	0	0	0	0	0	0	0	0	0	0	0	154	29	20 to 30	92.2	7	4.5						
11/09/2020	13:00	0	1	3	17	76	84	16	1	0	0	0	0	0	0	0	0	0	0	0	0	0	0	0	0	0	0	0	0	0	0	0	0	0	0	0	0	0	0	0	198	29.2	20 to 30	89.4	17	8.6						
11/09/2020	14:00	0	2	2	6	43	75	16	4	0	0	0	0	0	0	0	0	0	0	0	0	0	0	0	0	0	0	0	0	0	0	0	0	0	0	0	0	0	0	0	148	29.9	25 to 35	90.5	20	13.5						
11/09/2020	15:00	0	1	0	9	40	79	18	6	0	0	0	0	0	0	0	0	0	0	0	0	0	0	0	0	0	0	0	0	0	0	0	0	0	0	0	0	0	0	0	153	30.3	25 to 35	89.5	24	15.7						
11/09/2020	16:00	0	0	1	14	40	75	14	3	0	0	0	0	0	0	0	0	0	0	0	0	0	0	0	0	0	0	0	0	0	0	0	0	0	0	0	0	0	0	0	147	29.7	20 to 30	87.8	17	11.6						
11/09/2020	17:00	0	2	0	7	33	67	24	6	0	0	0	0	0	0	0	0	0	0	0	0	0	0	0	0	0	0	0	0	0	0	0	0	0	0	0	0	0	0	0	139	31.9	25 to 35	89.2	30	21.6						
11/09/2020	18:00	0	0	0	4	17	33	15	4	5	1	0	0	0	0	0	0	0	0	0	0	0	0	0	0	0	0	0	0	0	0	0	0	0	0	0	0	0	0	0	79	34.3	25 to 35	82.3	25	31.6						
11/09/2020	19:00	0	0	0	8	25	9	4	4	0	0	0	0	0	0	0	0	0	0	0	0	0	0	0	0	0	0	0	0	0	0	0	0	0	0	0	0	0	0	0	50	35	25 to 35	84.0	17	34.0						
11/09/2020	20:00	0	0	1	6	4	12	5	5	0	0	0	0	0	0	0	0	0	0	0	0	0	0	0	0	0	0	0	0	0	0	0	0	0	0	0	0	0	0	0	33	35	20 to 30	66.7	10	30.3						
11/09/2020	21:00	0	0	1	5	4	2	2	0	0	0	0	0	0	0	0	0	0	0	0	0	0	0	0	0	0	0	0	0	0	0	0	0	0	0	0	0	0	0	0	14	30	20 to 30	78.6	2	14.3						
11/09/2020	22:00	0	0	0	1	5	4	0	1	1	0	0	0	0	0	0	0	0	0	0	0	0	0	0	0	0	0	0	0	0	0	0	0	0	0	0	0	0	0	0	12	35	25 to 35	83.3	6	50.0						
11/09/2020	23:00	0	0	0	2	1	1	3	1	1	0	0	0	0	0	0	0	0	0	0	0	0	0	0	0	0	0	0	0	0	0	0	0	0	0	0	0	0	0	0	9	40	25 to 35	55.6	5	55.6						
24 Hr Summary		0	12	19	113	470	829	223	58	14	3	0	0	0	0	0	0	0	0	0	0	0	0	0	0	0	0	0	0	0	0	0	0	0	0	0	0	0	0	1741	30.8	25 to 35	87.4	298	17.1							

Incoming Histogram

16 sept

from Thu-Sep-10-2020-04-00-PM to Wed-Sep-16-2020-11-59-AM

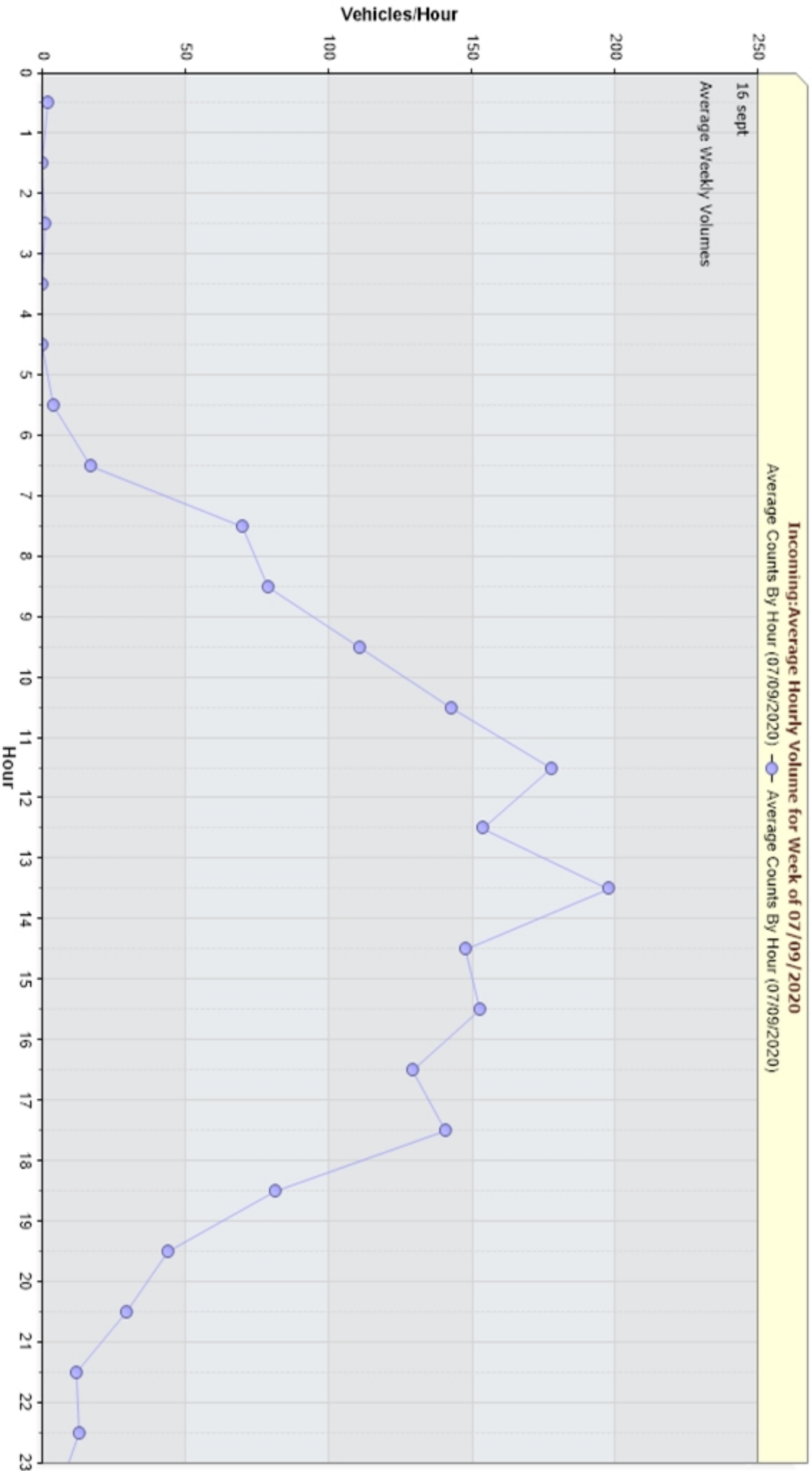
Date	Starting Hr:min	<5 5 to <10	10 to <15	15 to <20	20 to <25	25 to <30	30 to <35	35 to <40	40 to <45	45 to <50	50 to <55	55 to <60	60 to <65	65 to <70	70 to <75	75 to <80	80 to <85	85 to <90	90 to <95	95 to <100	100 to <105	105 to <110	110 to <115	115 to <120	120 to <125	125 to <130	130 to <135	135 to <140	140 to <145	145 to <150	150 to <155	155 to <160	160 to <165	165 to <170	170 to <175	175 to <180	180 to <185	185 to <190	190 to <195	195 to >200	Total Counts	85pct Speed	10MPH Pace	% in pace	# of Speeders	% Speeders										
15/09/2020	00:00	0 0	0	2	0	0	0	0	0	0	0	0	0	0	0	0	0	0	0	0	0	0	0	0	0	0	0	0	0	0	0	0	0	0	0	0	0	0	0	2	20	10 to 20	100.0	*	*											
15/09/2020	01:00	0 0	0	0	0	0	0	0	0	0	0	0	0	0	0	0	0	0	0	0	0	0	0	0	0	0	0	0	0	0	0	0	0	0	0	0	0	0	0	0	0	0	0	0	0	0	0	0	*	*	*	*				
15/09/2020	02:00	0 0	0	0	0	0	0	0	0	0	0	0	0	0	0	0	0	0	0	0	0	0	0	0	0	0	0	0	0	0	0	0	0	0	0	0	0	0	0	0	0	0	0	0	0	0	0	0	0	0	*	*	*	*		
15/09/2020	03:00	0 0	0	0	0	0	0	0	0	0	0	0	0	0	0	0	0	0	0	0	0	0	0	0	0	0	0	0	0	0	0	0	0	0	0	0	0	0	0	0	0	0	0	0	0	0	0	0	0	0	0	0	*	*	*	*
15/09/2020	04:00	0 0	0	0	0	1	0	0	1	0	0	0	0	0	0	0	0	0	0	0	0	0	0	0	0	0	0	0	0	0	0	0	0	0	0	0	0	0	0	0	0	0	2	45	20 to 30	50.0	1	50.0								
15/09/2020	05:00	0 0	0	0	2	2	2	1	0	0	0	0	0	0	0	0	0	0	0	0	0	0	0	0	0	0	0	0	0	0	0	0	0	0	0	0	0	0	0	0	0	0	0	7	35	25 to 35	85.7	3	42.9							
15/09/2020	06:00	0 0	0	0	2	7	8	3	1	1	1	0	0	0	0	0	0	0	0	0	0	0	0	0	0	0	0	0	0	0	0	0	0	0	0	0	0	0	0	0	0	0	23	40	30 to 40	78.3	14	60.9								
15/09/2020	07:00	0 0	0	3	5	17	16	6	4	1	0	0	0	0	0	0	0	0	0	0	0	0	0	0	0	0	0	0	0	0	0	0	0	0	0	0	0	0	0	0	0	52	37.5	30 to 40	75.0	27	51.9									
15/09/2020	08:00	0 0	1	2	15	31	14	6	1	0	0	0	0	0	0	0	0	0	0	0	0	0	0	0	0	0	0	0	0	0	0	0	0	0	0	0	0	0	0	0	0	70	33.9	25 to 35	85.7	21	30.0									
15/09/2020	09:00	0 0	3	4	15	44	18	1	1	0	0	0	0	0	0	0	0	0	0	0	0	0	0	0	0	0	0	0	0	0	0	0	0	0	0	0	0	0	0	0	0	86	31.9	25 to 35	89.5	20	23.3									
15/09/2020	10:00	0 3	1	5	47	67	12	1	0	0	0	0	0	0	0	0	0	0	0	0	0	0	0	0	0	0	0	0	0	0	0	0	0	0	0	0	0	0	0	0	136	29.5	25 to 35	92.6	13	9.6										
15/09/2020	11:00	0 1	1	9	42	73	21	1	0	0	0	0	0	0	0	0	0	0	0	0	0	0	0	0	0	0	0	0	0	0	0	0	0	0	0	0	0	0	0	0	148	30	25 to 35	91.9	22	14.9										
15/09/2020	12:00	0 5	5	17	64	78	10	1	0	0	0	0	0	0	0	0	0	0	0	0	0	0	0	0	0	0	0	0	0	0	0	0	0	0	0	0	0	0	0	0	180	29	20 to 30	88.3	11	6.1										
15/09/2020	13:00	0 2	6	18	63	88	10	2	1	0	0	0	0	0	0	0	0	0	0	0	0	0	0	0	0	0	0	0	0	0	0	0	0	0	0	0	0	0	0	0	190	29.1	20 to 30	88.9	13	6.8										
15/09/2020	14:00	0 2	3	11	54	89	16	0	0	0	0	0	0	0	0	0	0	0	0	0	0	0	0	0	0	0	0	0	0	0	0	0	0	0	0	0	0	0	0	175	29.4	25 to 35	90.9	16	9.1											
15/09/2020	15:00	0 4	1	8	47	72	13	5	0	0	0	0	0	0	0	0	0	0	0	0	0	0	0	0	0	0	0	0	0	0	0	0	0	0	0	0	0	0	0	150	29.7	25 to 35	88.0	18	12.0											
15/09/2020	16:00	0 0	1	4	43	83	27	2	1	0	0	0	0	0	0	0	0	0	0	0	0	0	0	0	0	0	0	0	0	0	0	0	0	0	0	0	0	0	0	161	31.1	25 to 35	95.0	30	18.6											
15/09/2020	17:00	0 0	3	12	39	57	25	6	0	0	0	0	0	0	0	0	0	0	0	0	0	0	0	0	0	0	0	0	0	0	0	0	0	0	0	0	0	0	0	142	32	25 to 35	85.2	31	21.8											
15/09/2020	18:00	0 0	3	2	13	30	16	3	4	0	0	0	0	0	0	0	0	0	0	0	0	0	0	0	0	0	0	0	0	0	0	0	0	0	0	0	0	0	0	71	33.8	25 to 35	83.1	23	32.4											
15/09/2020	19:00	0 1	2	0	7	17	15	1	0	0	0	0	0	0	0	0	0	0	0	0	0	0	0	0	0	0	0	0	0	0	0	0	0	0	0	0	0	0	0	43	33.3	25 to 35	90.7	16	37.2											
15/09/2020	20:00	0 0	2	0	3	11	8	0	0	0	0	0	0	0	0	0	0	0	0	0	0	0	0	0	0	0	0	0	0	0	0	0	0	0	0	0	0	0	0	24	32.5	25 to 35	91.7	8	33.3											
15/09/2020	21:00	0 0	0	1	1	3	3	1	1	0	0	0	0	0	0	0	0	0	0	0	0	0	0	0	0	0	0	0	0	0	0	0	0	0	0	0	0	0	0	10	35	25 to 35	70.0	5	50.0											
15/09/2020	22:00	0 0	0	0	3	2	6	4	0	0	0	0	0	0	0	0	0	0	0	0	0	0	0	0	0	0	0	0	0	0	0	0	0	0	0	0	0	0	0	15	37.5	30 to 40	80.0	10	66.7											
15/09/2020	23:00	0 0	0	0	0	3	0	0	0	0	0	0	0	0	0	0	0	0	0	0	0	0	0	0	0	0	0	0	0	0	0	0	0	0	0	0	0	0	0	3	30	20 to 30	100.0	*	*											
24 Hr Summary		0 18	32	98	465	775	240	44	15	2	1	0	0	0	0	0	0	0	0	0	0	0	0	0	0	0	0	0	0	0	0	0	0	0	0	0	0	0	1690	31	25 to 35	87.6	302	17.9												

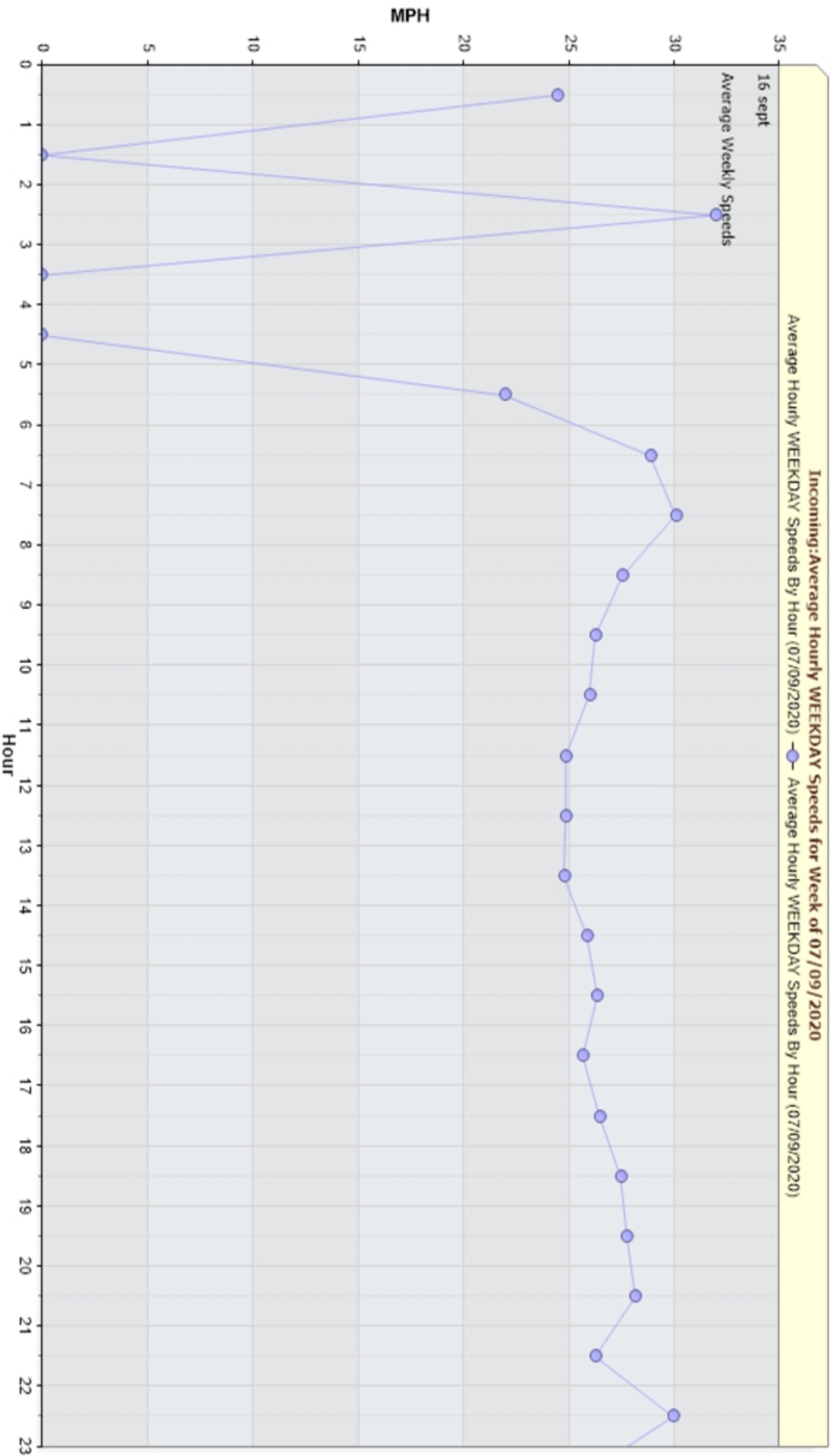
Incoming Histogram

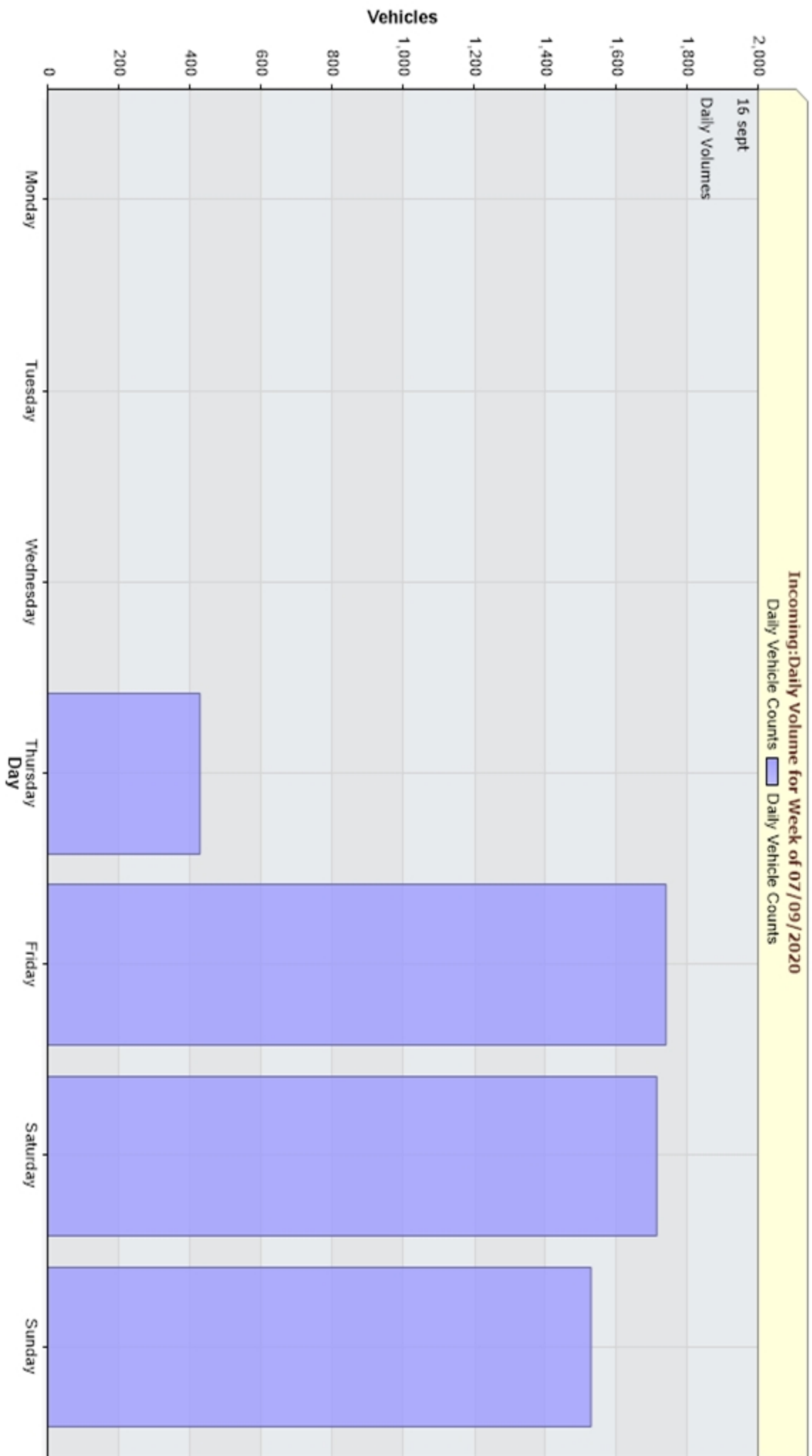
16 sept

from Thu-Sep-10-2020-04-00-PM to Wed-Sep-16-2020-11-59-AM

Date	Starting Hr:min	<5	5 to <10	10 to <15	15 to <20	20 to <25	25 to <30	30 to <35	35 to <40	40 to <45	45 to <50	50 to <55	55 to <60	60 to <65	65 to <70	70 to <75	75 to <80	80 to <85	85 to <90	90 to <95	95 to <100	100 to <105	105 to <110	110 to <115	115 to <120	120 to <125	125 to <130	130 to <135	135 to <140	140 to <145	145 to <150	150 to <155	155 to <160	160 to <165	165 to <170	170 to <175	175 to <180	180 to <185	185 to <190	190 to <195	195 to >200	Total Counts	85pct Speed	10MPH Pace	% in pace	# of Speeders	% Speeders	
16/09/2020	00:00	0	0	0	1	0	1	0	0	0	0	0	0	0	0	0	0	0	0	0	0	0	0	0	0	0	0	0	0	0	0	0	0	0	0	0	0	0	0	0	0	2	35	25 to 35	100.0	1	50.0	
16/09/2020	01:00	0	0	0	0	0	0	1	0	0	0	0	0	0	0	0	0	0	0	0	0	0	0	0	0	0	0	0	0	0	0	0	0	0	0	0	0	0	0	0	1	40	30 to 40	100.0	1	100.0		
16/09/2020	02:00	0	0	0	0	0	0	0	0	0	0	0	0	0	0	0	0	0	0	0	0	0	0	0	0	0	0	0	0	0	0	0	0	0	0	0	0	0	0	0	0	0	0	0	0	0	0	0
16/09/2020	03:00	0	0	0	0	0	0	0	0	0	0	0	0	0	0	0	0	0	0	0	0	0	0	0	0	0	0	0	0	0	0	0	0	0	0	0	0	0	0	0	0	0	0	0	0	0	0	0
16/09/2020	04:00	0	0	0	0	0	0	0	0	0	0	0	0	0	0	0	0	0	0	0	0	0	0	0	0	0	0	0	0	0	0	0	0	0	0	0	0	0	0	0	0	0	0	0	0	0	0	0
16/09/2020	05:00	0	0	0	0	2	0	1	0	0	0	0	0	0	0	0	0	0	0	0	0	0	0	0	0	0	0	0	0	0	0	0	0	0	0	0	0	0	0	0	0	3	40	30 to 40	100.0	1	33.3	
16/09/2020	06:00	0	0	0	2	6	4	5	1	0	0	0	0	0	0	0	0	0	0	0	0	0	0	0	0	0	0	0	0	0	0	0	0	0	0	0	0	0	0	0	0	18	38	30 to 40	83.3	10	55.6	
16/09/2020	07:00	0	1	1	5	22	20	8	2	0	0	0	0	0	0	0	0	0	0	0	0	0	0	0	0	0	0	0	0	0	0	0	0	0	0	0	0	0	0	0	60	35.6	30 to 40	83.3	30	50.0		
16/09/2020	08:00	0	0	1	11	44	11	4	1	0	0	0	0	0	0	0	0	0	0	0	0	0	0	0	0	0	0	0	0	0	0	0	0	0	0	0	0	0	0	0	73	32.3	25 to 35	90.4	16	21.9		
16/09/2020	09:00	0	0	6	35	45	16	4	0	0	0	0	0	0	0	0	0	0	0	0	0	0	0	0	0	0	0	0	0	0	0	0	0	0	0	0	0	0	0	106	31.2	25 to 35	90.6	20	18.9			
16/09/2020	10:00	0	2	3	6	45	63	12	3	0	0	0	0	0	0	0	0	0	0	0	0	0	0	0	0	0	0	0	0	0	0	0	0	0	0	0	0	0	0	134	29.6	25 to 35	89.6	15	11.2			
16/09/2020	11:00	0	2	0	1	9	13	1	0	0	0	0	0	0	0	0	0	0	0	0	0	0	0	0	0	0	0	0	0	0	0	0	0	0	0	0	0	0	0	26	28.8	20 to 30	88.5	1	3.8			
24 Hr Summary		0	5	5	15	108	195	65	26	4	0	0	0	0	0	0	0	0	0	0	0	0	0	0	0	0	0	0	0	0	0	0	0	0	0	0	0	0	423	30.9	25 to 35	87.6	95	22.5				







16 sept

Daily Volumes

Vehicles

2,000

1,800

1,600

1,400

1,200

1,000

800

600

400

200

0

Monday

Tuesday

Wednesday

Thursday
Day

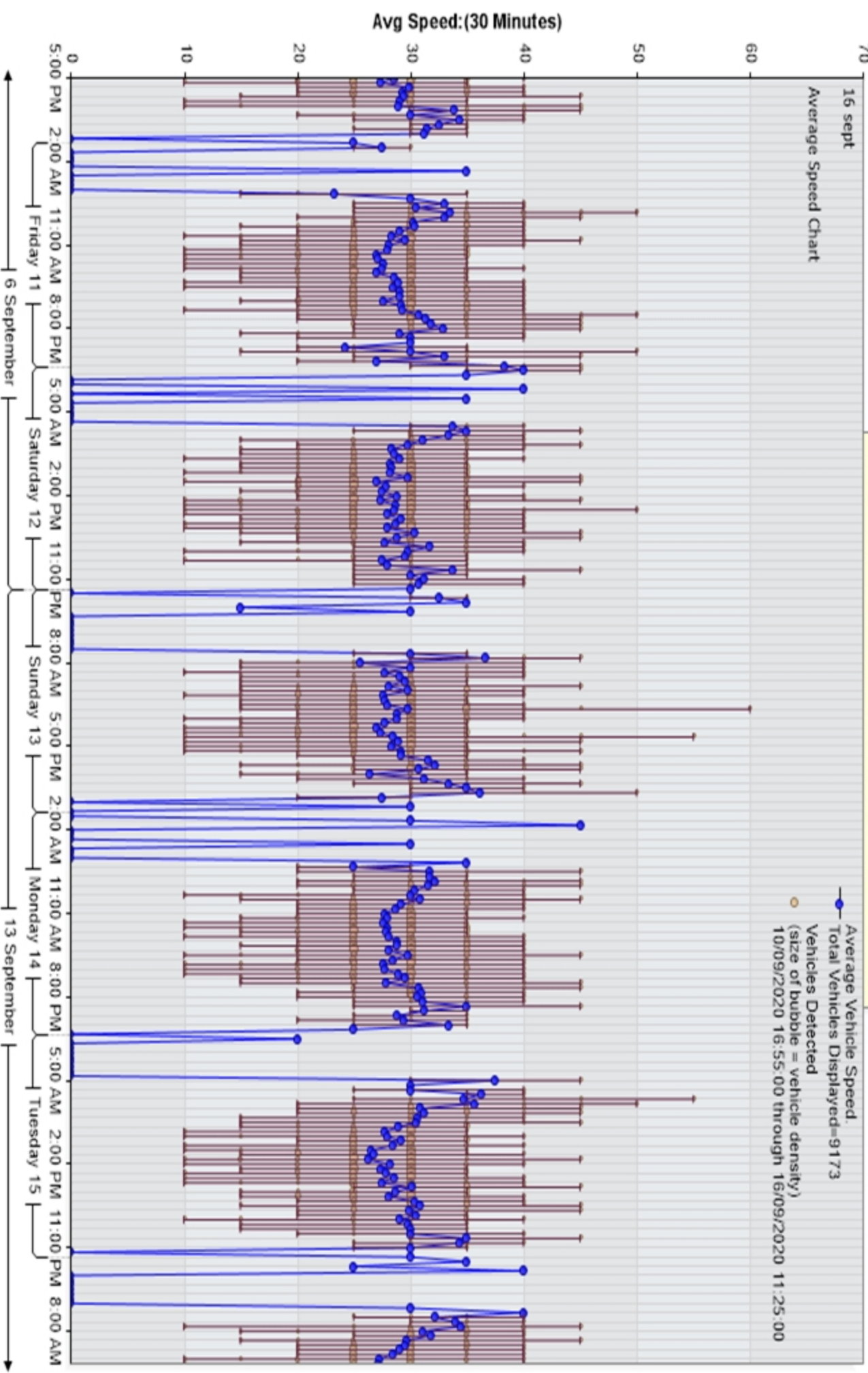
Friday

Saturday

Sunday

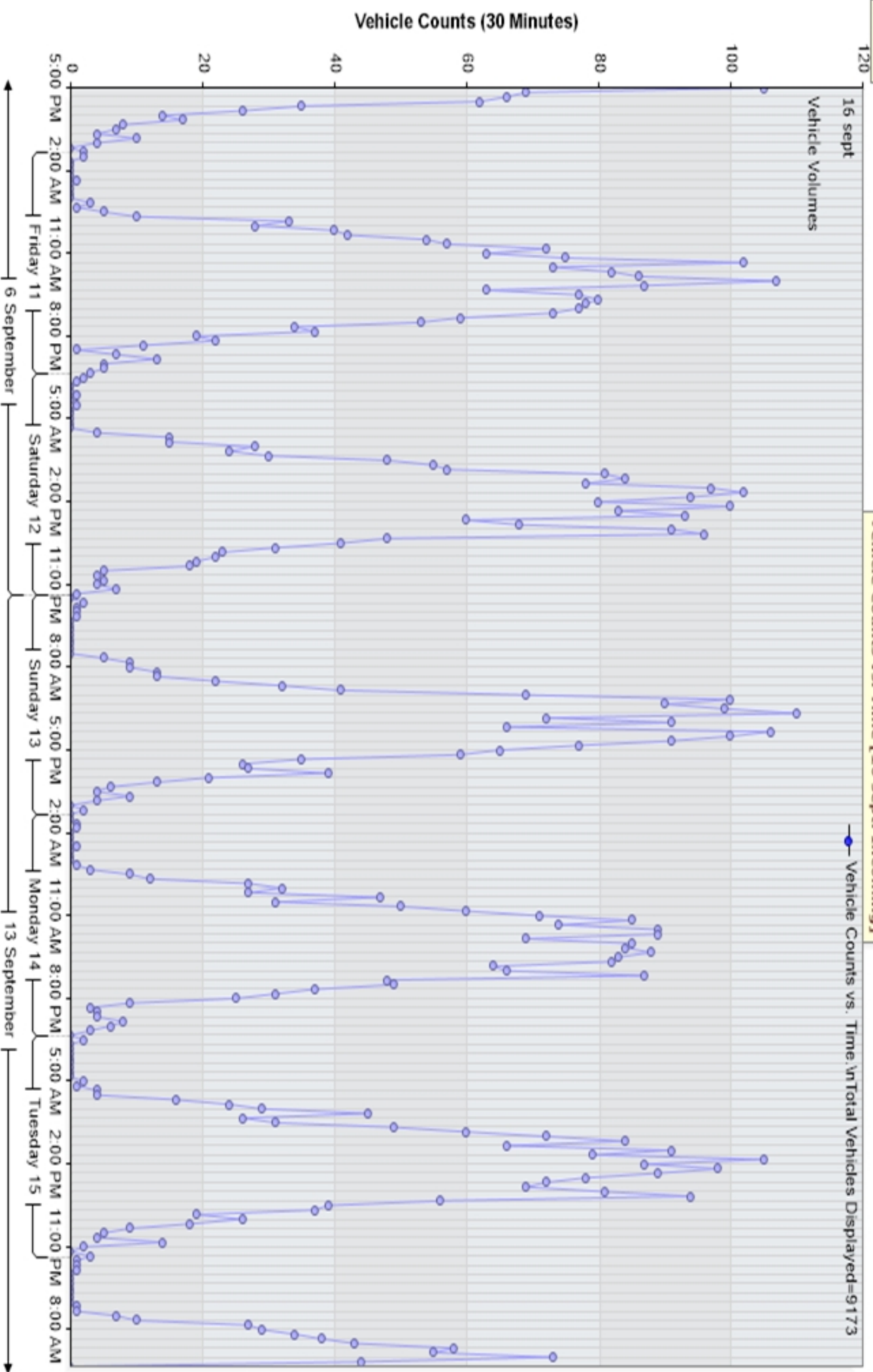
Zoom help

Average Vehicle Speed (MPH) vs. Time [16 sept:Incoming]

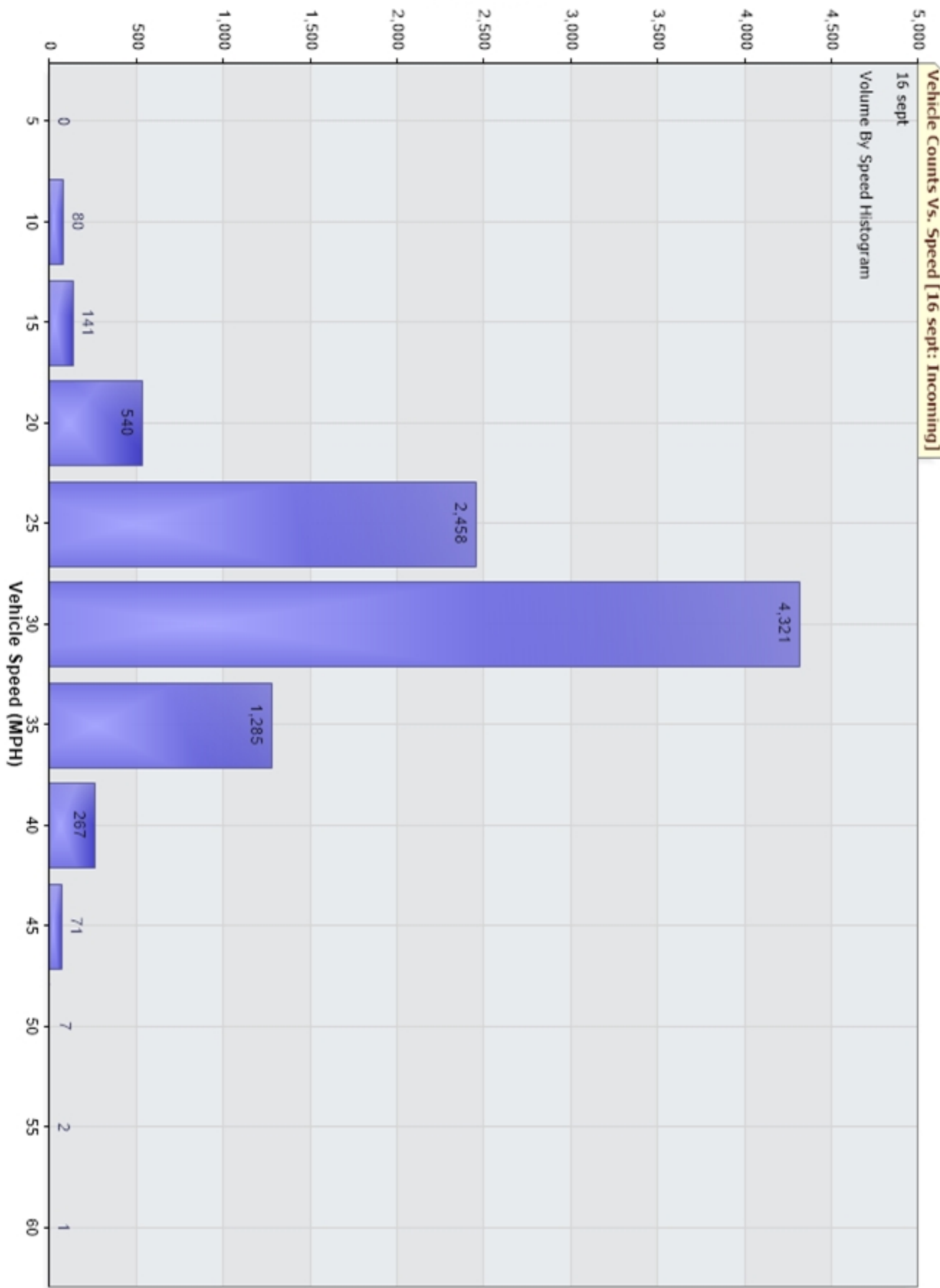


Zoom help

Vehicle Counts vs. Time [16 sept: Incoming]



Vehicle Counts Vs. Speed [16 sept: Incoming]



9,173 Counts

Percentile Counts

